

この文書の日本語版は、現在作成中です。日本語版が出来上がり次第このウェブサイトに掲載します。

この文書の日本語版完成時期の詳細については、電子メールアドレス sec@ccsbt.org までお問い合わせください。

ご迷惑をおかけしました。

Commission for the Conservation of
Southern Bluefin Tuna



みなまぐろ保存委員会

Report of the First Special Meeting

**3 – 6 October 1995
Canberra, Australia**

Report of the First Special Meeting
3 – 6 October 1995
Canberra, Australia

As agreed at the second meeting of the Commission for the Conservation of Southern Bluefin Tuna (CCSBT), the representatives of the Governments of Japan, Australia and New Zealand met in Canberra during 3-6 October to decide on the total allowable catch and national allocations of quota for southern bluefin tuna (SBT) amongst the three parties. At the commencement of the Special Meeting the three parties also decided to consider whether additional management measures were required for the fishery.

The meeting was chaired by Dr Alison Turner (Australia) and Mr Malcolm McGoun (New Zealand) was appointed Vice-Chair. The Commission approved the conclusion set out below.

Japan submitted two proposals - one that the TAC be increased by 6000 tonnes, and an alternative proposal that an experimental fishing quota of 6000 tonnes be set - in order to reduce uncertainty in the SBT stock assessment (Annexes 1 and 2). There was considerable discussion of whether an increase in quota, for either commercial or research purposes, was appropriate. Japan pressed strongly for an increase in catch on the high seas of 6000 tonnes. They considered that, given their view of the stock assessment, additional catch could be taken without harm to the prospects for recovery of the SBT stock to the 1980 level of parental biomass by 2020. Japan also argued that it was essential that additional catch be taken on the high seas in order to provide data which was critical to resolving the uncertainties in the current scientific assessment referred to in the 1995 Scientific Committee report.

Australia and New Zealand considered that the Japanese proposals for an increase in quota of 6000 tonnes were based on an overly optimistic view of the stock status and did not reflect the range of views expressed in the 1995 Scientific Committee report. New Zealand and Australia considered it was more likely that rebuilding of the parent stock had yet to commence and, based on that view, they said that they could not sanction an increase above current quota levels in 1995/96. While acknowledging that an experimental fishing program may assist in resolving some sources of uncertainties, they also considered that any experimental fishing program (whether it used existing or additional quota) should be closely monitored and carried out only under a clearly defined experimental design, developed and agreed amongst all members of the Commission. Australia and New Zealand considered that, given their view of the current stock assessment, any experimental fishing program in 1995/96 should only be conducted within existing quotas.

No agreement was reached on changes to the total allowable catch (TAC) or national allocations of quota for the 1995/96 fishing season or the question of experimental fishing. Nevertheless all parties endorsed the need for the Commission to demonstrate its capacity to manage the SBT resource effectively. To this end the Commission decided to adjourn the Special meeting and that every effort would be undertaken by all parties to resolve the outstanding issues of TAC, national allocations and proposals for

experimental fishing no later than 31 January 1996. This would be done through diplomatic channels or, if necessary, by reconvening the Special meeting.

The Commission recognised that in the meantime it would not be fair for any party's fishing industry to be disadvantaged by the fact that agreement on quotas had yet to be reached. Each party gave a commitment, until 31 January 1996, to limit its national catch to no more than the national quota allocation determined for it by the first Commission meeting. The Commission confirmed that it would be up to each Government to determine how much of that quota it would allocate for the period up to 31 January 1996, having regard to its domestic fisheries management arrangements and the normal operations of its fishing season. It was confirmed that each party would advise the other parties of its decision concerning how much of the quota it would allocate as soon as possible through diplomatic channels.

List of Participants

Chair

Dr Alison TURNER
First Assistant Secretary
Petroleum and Fisheries Division
Department of Primary Industry and Energy

Australia

Delegation

Ms Mary HARWOOD
Acting Assistant Secretary
Fisheries Policy Branch
Department of Primary Industry and Energy

Mr Neil HERMES
Acting Director
International Relations Section
Fisheries Policy Branch
Department of Primary Industry and Energy

Mr Lindsay CHAPMAN
Manager
SBT and Western Tuna Fisheries
Australian Fisheries Management Authority

Mr Anthony PIGOUNIS
International Relations Section
Fisheries Policy Branch
Department of Primary Industry and Energy

Ms Helen RATCLIFFE
International Relations Section
Fisheries Policy Branch
Department of Primary Industry and Energy

Government Experts and Advisers

Dr Derek STAPLES
Acting Director
Fisheries Resources Branch
Bureau of Resource Sciences
Department of Primary Industry and Energy

Mr Andrew McNEE
Acting Executive Director
Biodiversity Species and Threats
Australian Nature Conservation Agency
Department of the Environment, Sport and Territories

Dr David CARTER Assistant Director
Wildlife and Marine Management
Australian Nature Conservation Agency
Department of the Environment, Sport and Territories

Mr Andrew SERDY Sea Law and Ocean Policy Group
Department of Foreign Affairs and Trade

Non-government Experts and Advisers

Mr Glenn SANT TRAFFIC Oceania

Mr Brian JEFFRIESS President
Tuna Boat Owners Association of Australia

Mr Robin PIKE Tuna Boat Owners Association of Australia

Mr Joe PUGLIS Tuna Boat Owners Association of Australia

Mr Mario VALCIC Tuna Boat Owners Association of Australia

Japan

Mr Minoru MORIMOTO Councillor
Oceanic Fisheries Department
Fisheries Agency

Mr Daishiro NAGAHATA Assistant Director
Far Seas Fisheries Division
Fisheries Agency

Mr Kiyoshi KATSUYAMA Assistant Director
Marine Resources Division
Fisheries Agency

Mr Shingo OTA Assistant Director
International Affairs Division
Fisheries Agency

Dr Yoshio ISHIZUKA Chief
Research Planning and Coordination Section
National Research Institute of Far Seas Fisheries

Mr Michio IIDA First Secretary
Embassy of Japan
Canberra

Ms Junko KOBAYASHI	Third Secretary Embassy of Japan Canberra
Mr Tsutomu WATANABE	Managing Director Federation of Japan Tuna Fisheries Cooperative Associations
Mr Yuji KAWAI	Assistant Director International Department Federation of Japan Tuna Fisheries Cooperative Associations
Mr Keigo HARADA	Federation of Japan Tuna Fisheries Cooperative Associations
Mr Kiichiro YOROZUYA	Federation of Japan Tuna Fisheries Cooperative Associations
Mr Shinroku SASAKI	Federation of Japan Tuna Fisheries Cooperative Associations
Mr Yoshikatsu HATAKEYAMA	Federation of Japan Tuna Fisheries Cooperative Associations
Mr Masahiro YAMADA	Federation of Japan Tuna Fisheries Cooperative Associations
Mr Hirotaka INOUE	Federation of Japan Tuna Fisheries Cooperative Associations
Mr Hiroshi HANEDA	Federation of Japan Tuna Fisheries Cooperative Associations
Mr Toshiaki KANAZAWA	National Ocean Tuna Fishery Association
Mr Hiroaki YAMAMOTO	National Ocean Tuna Fishery Association
New Zealand	
Dr Talbot MURRAY	Ministry of Fisheries
Ms Lee ROBINSON	Ministry of Fisheries
Mr Arthur HORE	Ministry of Fisheries
Mr Malcom McGOUN	Ministry of Foreign Affairs and Trade

Mr Andre BRANSON

New Zealand Fishing Industry Board

Interpreters

Ms Saemi BABA

Ms Yuki SAYEG

JAPANESE PROPOSAL

1. Proposal

To increase the Total Allowable Catch by 6,000 metric tons

2. Why this figure is proposed?

Appendix 1 is the summary table of the calculations which support the TAC increase.

The upper table shows projections made with the VPA of the Japanese base case (Case 10 in SBFWS/95/18), which assumed log-linear relation between CPUE and population and constant M of 0.2 and used Japanese standardized CPUE as an input data. The current catch level was assumed to be 11,740 metric tons for longline including non-trilateral catch and 2,740 metric tons for surface catch, and only longline portion was increased for projections. The result shows that even the level of increase of 18,000 in longline catch can assure the recovery of the parental biomass to the 1980 level before 2020 with more than 90 % of probability.

During the Scientific Committee Meeting, concern was expressed on the discrepancy of standardized CPUE between Australian and Japanese models, especially those of 1994, and its effect to the VPA estimates. Therefore, the same exercise was applied by using the Australian standardized CPUE (B-ratio) and M vector-1, which was mentioned as the base case for the Australian VPA. The results are summarized in the lower table. Although the result gives less optimistic view than that of Japanese base case, an increase of more than 6,000 metric tons of longline catch still gives the recovery of the parental biomass to the 1980 level before 2020 with more than 90% of probability.

3. What is expected from the TAC increase?

As you see in the Appendix 2 and 3, the fishing season and ground have contracted greatly since 1980. With additional 6000 metric tons of quota, it is expected that a large amount of data will be collected from those currently unfished periods and areas.

Appendix 1

Scenarios for stock rebuilding of southern bluefin tuna

Japanese projection [Case 10]

catch of longline (t)	catch of surface (t)	probability of reducing (%)	probability for rebuilding to 1980 level (%)			
			2005	2010	2015	2020
25,000	2,740	0 ; 0	53	98.5	99	100
26,000	2,740	0 ; 0	40	95	99	99
27,000	2,740	0 ; 0	27.5	88	98	99
28,000	2,740	0 ; 1	20.5	75.5	95	98
29,000	2,740	0 ; 1	9.5	73	91.5	96.5
30,000	2,740	0 ; 1	3.5	54	84.5	92.5

<reference>

[Case 10] but using Australian B ratio index and M vector 1

catch of longline (t)	catch of surface (t)	probability of reducing (%)	probability for rebuilding to 1980 level (%)			
			2005	2010	2015	2020
15,000	2,740	0 ; 0	41	99	100	100
16,000	2,740	0 ; 0	22	92	100	100
17,000	2,740	0 ; 0	8.5	79	97	99.5
18,000	2,740	0 ; 3	1.5	52	86.5	93.5
19,000	2,740	0 ; 10.5	0.5	31.5	67	77.5

**FISHING SEASON AND AREA COVERED BY
COMMERCIAL FISHING OPERATION**

AREA NO.	JAN	FEB	MAR	APR	MAY	JUN	JUL	AUG	SEP	OCT	NOV	DEC
4.	<=====>											
	<----->											
	5/15 6/15											
5.	<=====>											
	xxxx*1											
	(No Operation)											
6.	<=====>											
	<----->											
	(Two Vessels Only)											
7.	<=====>								<=====>			
	<----->											
	5/15 6/20											
8.	<=====>					<=====>						
	<----->											
	9/1 (10/5)*2											
9.	<=====>											
	<----->											
	5/1 6/25											

Note:

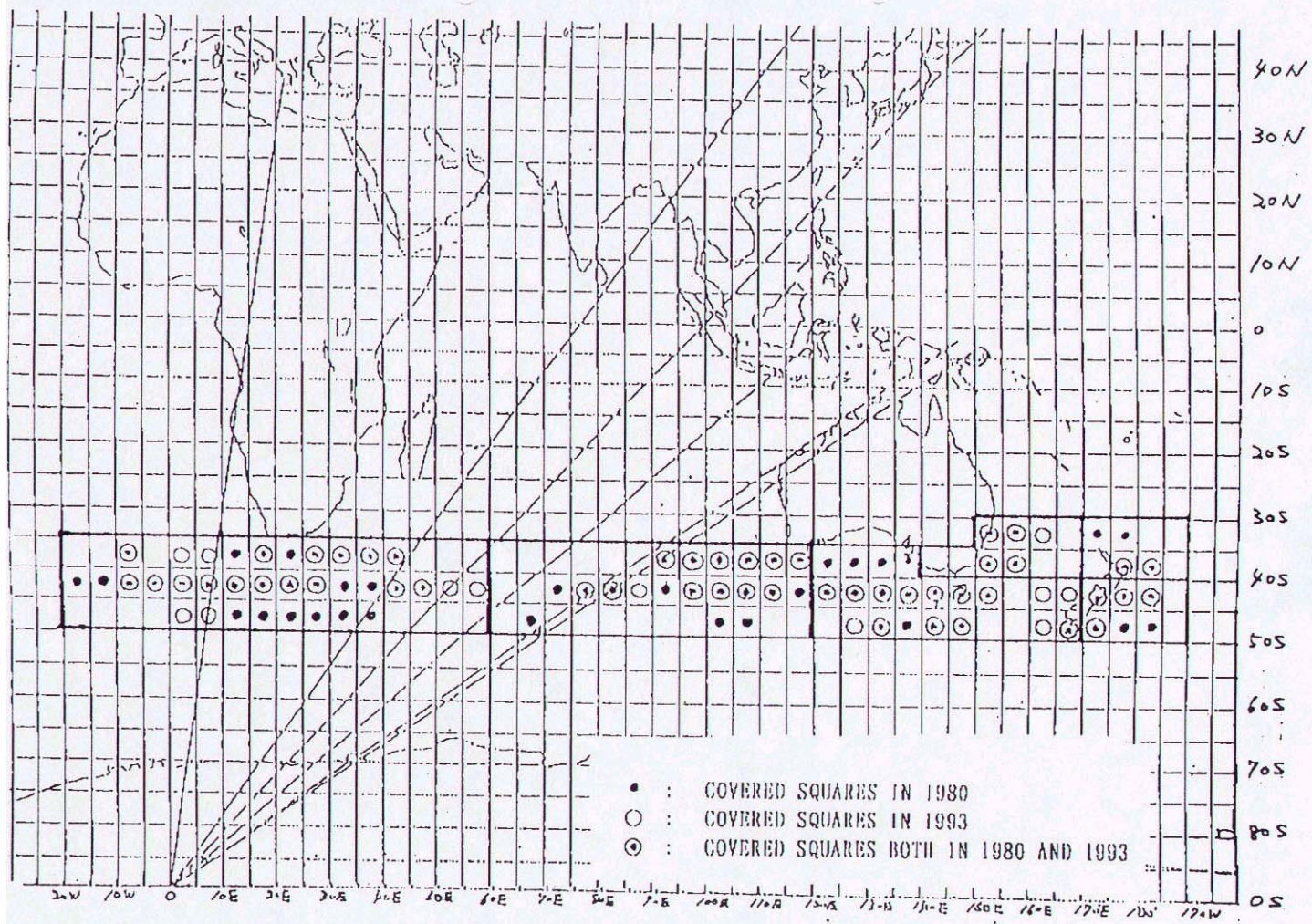
1. <=====> Fishing Season in Historical Year (1980)
<-----> Commercial Japanese Tuna Longline Season in 1995
2. 1995 Season
 Area 4 (off NSW): May 15 – Jun.20
 Area 5 (NZ North): No Operation
 Area 6 (NZ South): 2 Vessels, May-Jul.
 Area 7 (Off Tas.): May 15 – Jun.20
 Area 8 (S. Indian Ocean): Sep.1 – (Sep.1 – Oct.5 in 1994)
 Area 9 (Off S. Africa): May 1 – Jun.25
3. *1; No Operation
*2; Fishing in 1994
4. Source: Commercial Fishing Operation of Japan Tuna longliner

Appendix 3

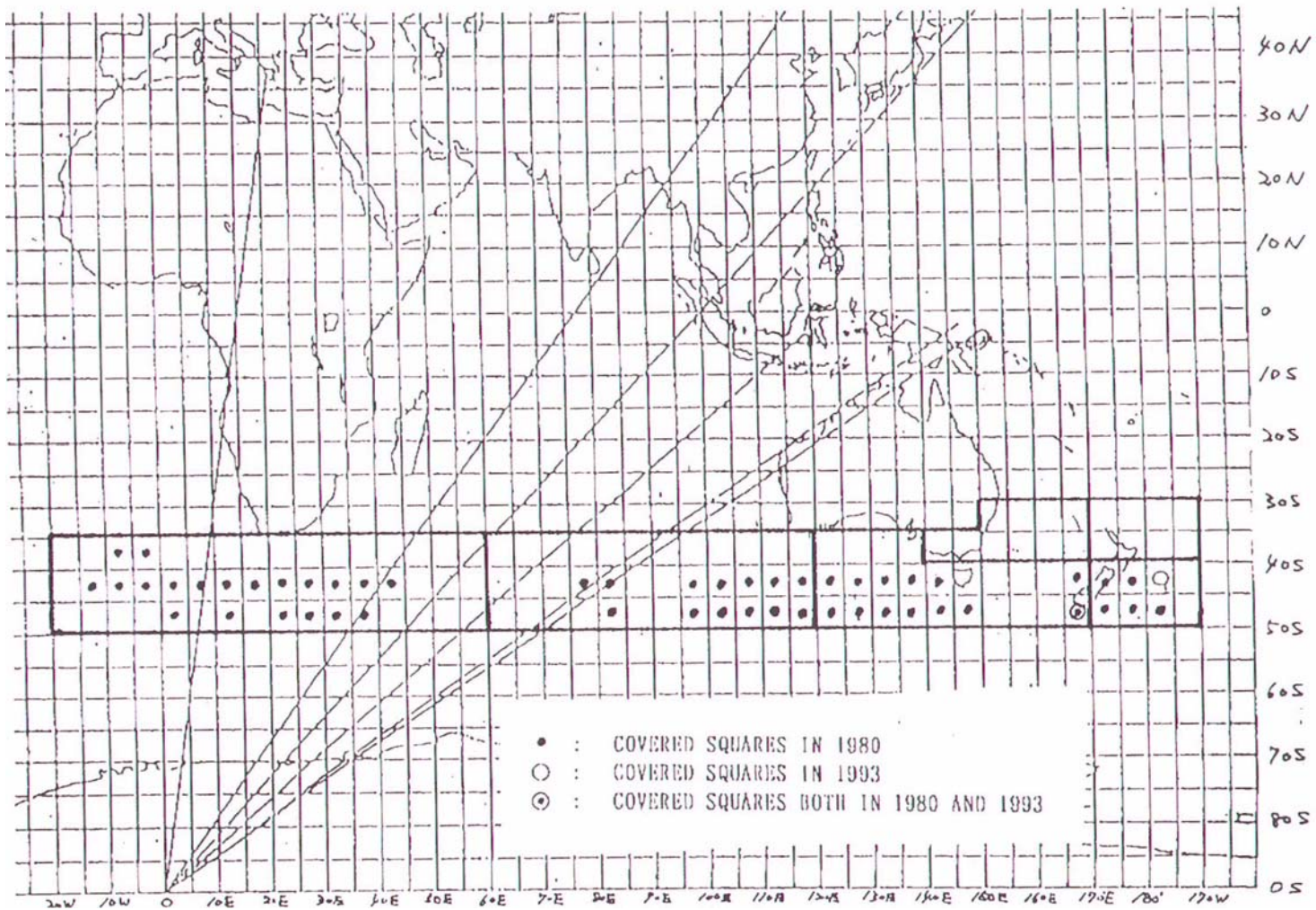
Contraction of the Fishing Areas from 1980 to 1993

Quarter and Area No.	No. of 5x5 squares fished in 1980	No. of 5x5 squares fished in 1993
1st quarter		
Area 4	0	0
5	0	0
6	5	1
7	13	1
8	13	0
9	20	0
Total	51	2
2nd quarter		
Area 4	4	3
5	2	2
6	6	3
7	10	11
8	6	0
9	28	20
Total	56	39
3rd quarter		
Area 4	4	4
5	4	2
6	2	2
7	0	6
8	17	13
9	21	13
Total	48	40
4th quarter		
Area 4	4	0
5	0	0
6	0	0
7	12	0
8	17	6
9	2	0
Total	35	6
Grand Total	190	87

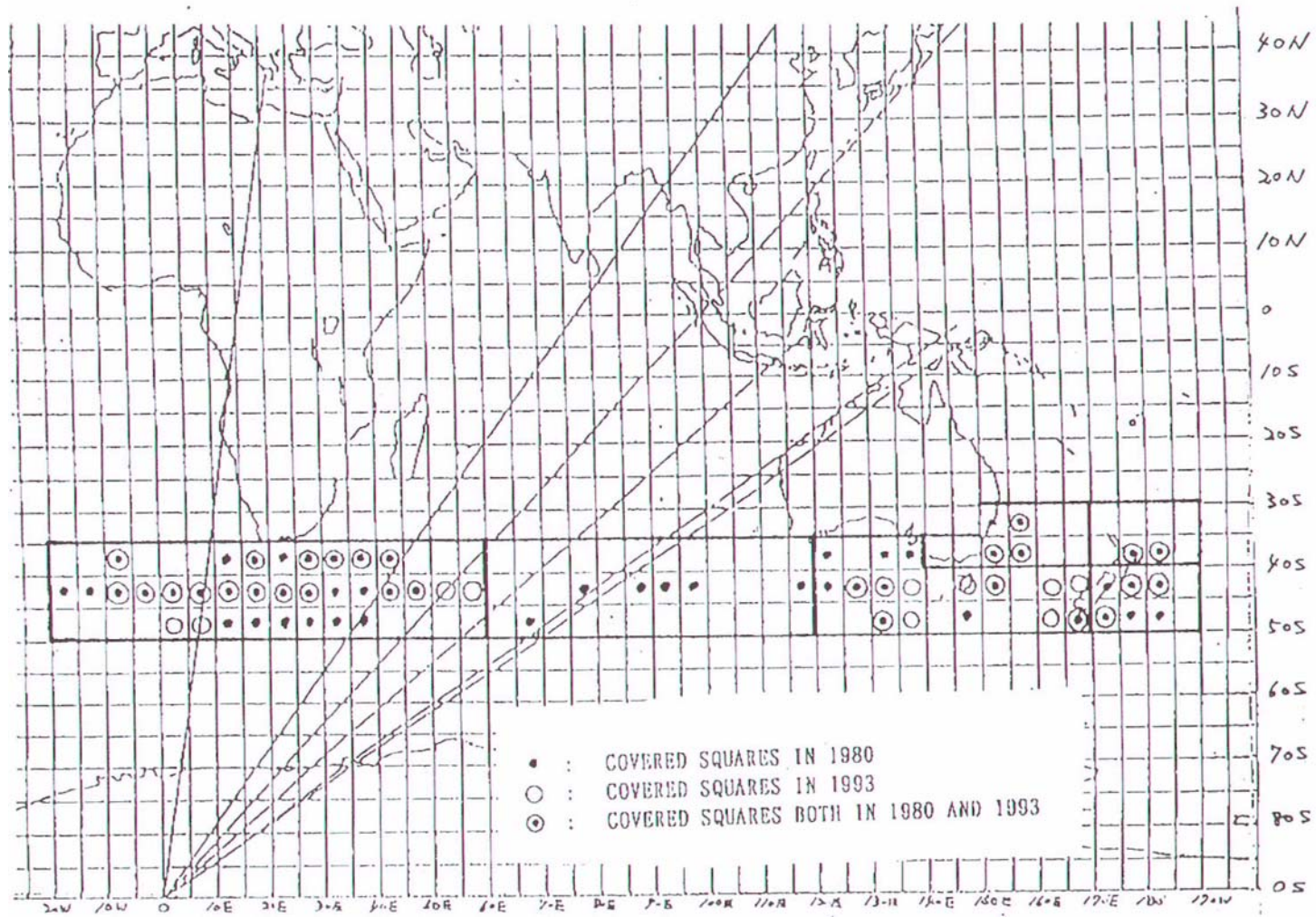
YEAR TOTAL



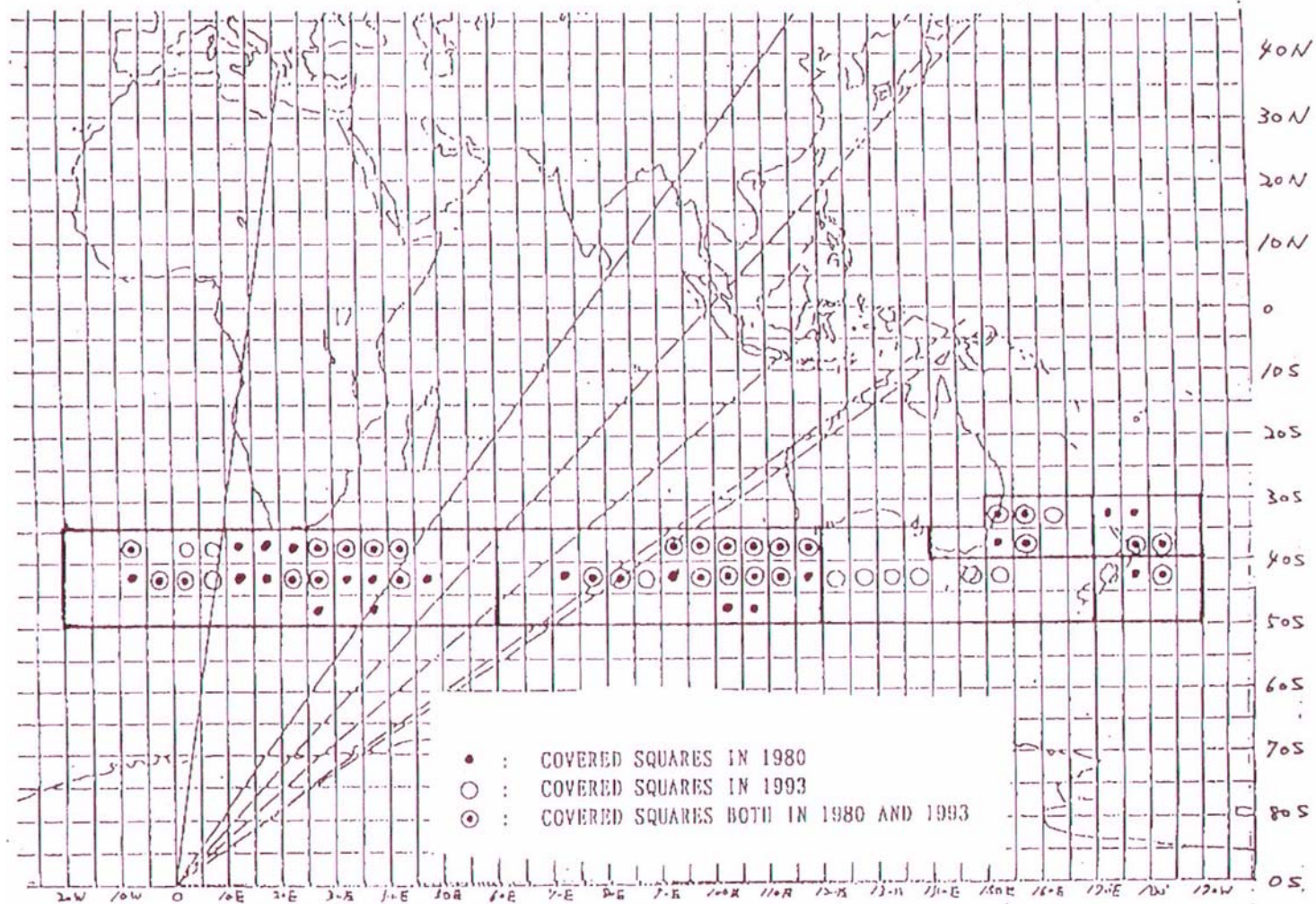
1ST QUARTER



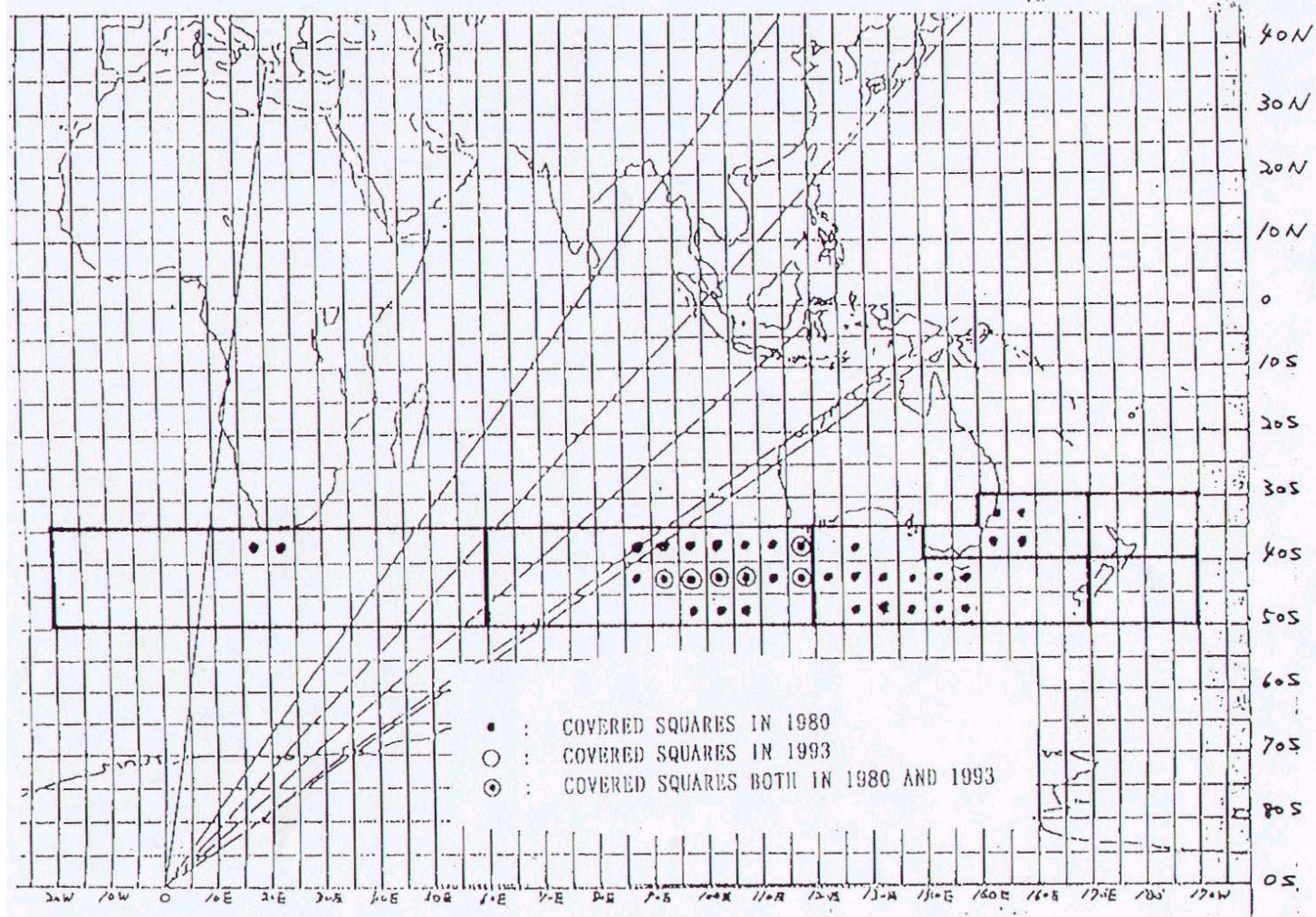
2ND QUARTER



3RD QUARTER



4TH QUARTER



October 4, 1995

<<JAPAN'S PROPOSAL>>

ON SPECIAL EXPERIMENTAL FISHING ARRANGEMENTS
(ADDITIONAL MEASURES)
FOR THE SPECIAL MEETING OF CCSBT
OCTOBER 1995 CANBERRA

Taking into account that the scientific committee was not proposing any recommendations relating to quota level as stated in article 9.2 (d), and asked the commission to note, inter alia;

- 1) That the committee did not agree in its assessment of current stock status.
- 2) That restricted area and season coverage of the fishery has resulted in increased difficulty in the interpretation of CPUE in recent years and uncertainly is likely increase.

The commission has decided to take the following measures in the period at least three (3) years: 1996 to 1998 based on the provision of article 8.3 (b) of the convention:

- First; The contracting parties take measures to be conducted in accordance with the special experimental fishing arrangements as per attached.
- Second; In order to reduce the recently increased uncertainty about the total stock abundance and its future projection, the above fishing shall cover the season and fishing area when and where no fishing has been conducted due to the contraction in quota levels since early 1990's.
- Third; The data to be obtained from this special experimental fishing shall be provided to the scientific committee through respective national scientists.

JAPANESE PROPOSAL

SPECIAL EXPERIMENTAL FISHING QUOTA ARRANGEMENT

1. Amount of quota
6,000 metric tons per year
2. Term of the experiment
At least three years
3. Conditions
 - (1) 6,000 tons of quota will be utilized by longline vessels on the high seas.
 - (2) Japan will implement its experiment under the scheme designed by Japanese scientists.
 - (3) The data to be collected will be equivalent to those currently collected in the Japanese RTMP in the 95/96 fishing season. The data collected will be submitted to the Scientific Committee.
 - (4) If, after the experiment, it is proved that the parental biomass will not recover to the 1980 level by the year 2020 with the probability of 100%, the amount of special experimental quota used will be compensated by subtracting the same amount from the national quota allocation over years. For example, 18,000 metric tons of SBT caught in the experimental operation in three years will be returned by subtracting 3,000 metric tons each year from the national quota allocation over six years.
4. Option
 - (1) It is also acceptable that 6,000 metric tons will be divided between the TAC and the special experimental fishing quota.
 - (2) Other Contracting Parties may share the special experimental fishing quota to participate in this experimental arrangement. In that case, each participating Contracting Party will take the responsibility for damaging the parental biomass in proportion to its share of the experimental quota. In other words, if the situation described in 3.(5) above happens, each Contracting Party shall compensate for the amount of quota used.