



CCSBT-CC/0910/05

INTERSESSIONAL DEVELOPMENTS IN RELATION TO THE CCSBT CATCH DOCUMENTATION SCHEME

Background

At CCSBT 15 (October 2008), the Extended Commission adopted a Resolution on the Implementation of a CCSBT Catch Documentation Scheme. This resolution is provided at **Attachment A**. The Extended Commission tasked the Secretariat with:

- making corrections to the resolution,
- reviewing and improving the design of the forms, and
- developing a draft for the “Content of the Executive Secretary’s Six Monthly Reports to the Extended Commission”, which will become Appendix 3 of the CDS resolution.

In addition, the Strategy and Fishery Management Working Group (SFMWG) held in April 2009 noted that substantial cost and compliance benefits could be achieved from centralised purchase and issue of tags for the CDS. Japan identified a tag that appeared suitable for this purpose and provided samples to Members at the meeting. It was agreed that the Secretariat would further examine the use of the tags that Japan identified.

Progress

The corrections to the resolution were completed and circulated on 30 October 2008. These were accepted and incorporated in the annual report of CCSBT 15.

The design of the CDS forms were reviewed, improved and then subject to two intersessional consultation rounds during 2009. The final forms (as circulated on 29 July 2009) are provided at **Attachment B**. In developing the revised forms, the Secretariat followed the intent of the CDS resolution and the content of the original forms as closely as possible in order to avoid opening a debate about the information content which would be difficult to resolve intersessionally¹. However, this meant that some valuable suggestions provided by Members have not been included in the revised forms. These suggestions are provided as Supplementary Recommendations in **Attachment C**. The Compliance Committee should examine these recommendations and determine which of these can be implemented for the commencement of the CDS. To assist this process, the Secretariat asked Members and Cooperating Non-Members to tentatively indicate which recommendations they expected to support. Responses were received from Japan, New Zealand, Taiwan and the European Community and indicated that:

- There was full support for recommendations 1, 3 (assuming suitable words are developed), 6 and 9. The Secretariat will therefore prepare a set of modified CDS forms that conform to these recommendations.
- There was support for recommendation 2 providing that the wording is changed, for example, removing the amendment and adding a footnote such as “*When a Member charters a vessel from another Member or Cooperating Non-Member, an official of the chartering Member or Cooperating Non-Member shall issue the CDS document*”.

¹ It should be noted that some disagreement exists on the precise contents of the Farm Stocking Form.

- There was mixed support for recommendations 4 or 5 (one Member preferring 4 and another preferring 5).
- Members supported recommendation 7 (but one noted that hatchery based SBT would need to be covered by the CDS). However, the EC had a strong preference to maintain the term “farming” for the sake of harmonisation and clarity as this term is already used in ICCAT.
- There might be support for recommendation 8, but not starting till 2011 and possibly requiring year to be included in the form number.
- There is partial support of recommendation 10. There was also one alternative view, but the Secretariat expects that this might be due to a misunderstanding.
- There was a mixture of different views in relation to 11, 12 and 13. Some in support, some not.
- There seemed to be support for recommendation 14, to seek opportunities to harmonise with other CDS programs as a medium to long term goal.

A draft content for the Executive Secretary’s six monthly CDS reports to the Extended Commission was circulated to Members on 29 July 2009. Some amendments to the reports contents were suggested by Japan and the revised reports are provided at **Attachment D** (with changes from the original draft shown in tracked mode).

With assistance from Japan, the Secretariat obtained additional information, including prices and additional samples, on the tag that Japan had previously identified. This information was circulated this information to Members. Five Members and one Cooperating Non-Member have decided to purchase this tag and the Secretariat has arranged a bulk purchase on their behalf. Some Members have expressed concern at the price of this tag (about AU\$0.40 per tag at current exchange rates) and a reduction in cost may be necessary if this tag is to be used by Members in the long term. Australia identified a different type of tag that is suitable for its operations and at a lower price. Australia is proceeding with this tag and information on its tagging system has also been circulated to all Members. Two Cooperating Non-Members have not chosen either the tag identified by Japan or that identified by Australia. One of these has indicated that it will use the type of tag developed for ICCAT.

Resolution on the Implementation of a CCSBT Catch Documentation Scheme

Referring to the principles adopted to guide the development of a catch documentation scheme (CDS) at CCSBT12 in 2005 and the ‘Resolution on the implementation of a CDS to record all catch of Southern Bluefin Tuna regardless of whether the Southern Bluefin tuna were traded’, adopted at CCSBT 13 in 2006;

Noting the need for Members and Cooperating Non-Members to provide for the tracking and validation of legitimate product flow from catch to the point of first sale on domestic or export markets;

Bearing in mind the need to achieve harmonisation of Catch Documentation Schemes across Regional Fisheries Management Organisations;

Emphasising that a CDS must be applied consistently and comprehensively across all sectors of the global SBT fishery to accurately confirm the SBT catch by each Member and Cooperating Non-member;

In accordance with Article 8.3(b) of the Convention on the Conservation of Southern Bluefin Tuna, the Extended Commission for the Conservation of Southern Bluefin Tuna (CCSBT) adopts the following measure to monitor compliance with the Commission’s conservation measures:

1. General Provisions and Application

- 1.1 All Members and Cooperating Non-Members shall implement the CCSBT CDS for southern bluefin tuna (SBT) to document the movement of all SBT as outlined in this resolution. The CCSBT CDS incorporates CCSBT CDS documentation and tagging of SBT.
- 1.2 For transshipments, landings of domestic product¹, exports, imports and re-exports under the jurisdiction of a Member or Cooperating Non-Member, all SBT shall be accompanied by a document described in section 3 of this resolution. There is no waiver of this requirement. However, the exportation/import of fish parts other than the meat (i.e. head, eyes, roe, guts, tails) may be allowed without the document.
- 1.3 Transfers of SBT into and between farms under the jurisdiction of a Member or Cooperating Non-Member shall be documented on the Farm Stocking Form and Farm Transfer Form as applicable.
- 1.4 Members or Cooperating Non-Members that prohibit the sale of fish caught by recreational fishers may exempt their recreational fisheries from the requirements of the CCSBT CDS.

¹ The term ‘landing of domestic product’ means landing of SBT into the territory of a Member or Cooperating Non-Member caught by a vessel flagged to that Member or Cooperating Non-Member or on the register of fishing vessels of that Member or Cooperating Non-Member.

For farming operations, the term ‘landing of domestic product’ includes movement of SBT from a farm under the jurisdiction of a Member or Cooperating Non-Member directly to an exporting vessel in the vicinity of the authorised farm site.

- 1.5 The Commission shall request the cooperation of appropriate authorities of States other than Members and Cooperating Non-Members of the Extended Commission that are involved in catching, landing, transferring and/or farming of SBT in the implementation of this resolution.
- 1.6 Members and Cooperating Non-Members shall not permit the landing as domestic product, transshipment, import, export and/or re-export of SBT caught by vessels not authorised to catch SBT and (if SBT farming is conducted under their jurisdiction) the transfer of SBT to or between, and harvest of SBT from, farms not authorised to farm SBT.
- 1.7 Members and Cooperating Non-Members shall not permit whole SBT to be landed as domestic product, transhipped, exported, imported or re-exported without a tag, except that:
 - 1.7.1 in the case of farming operations, the SBT may be landed without a tag provided a tag is attached within 30 hours of kill;
 - 1.7.2 in exceptional circumstances, where a vessel on the CCSBT Record of Authorised Vessels does not have sufficient tags on board the vessel, the tag may be attached at landing;
 - 1.7.3 in exceptional circumstances, where a vessel catches SBT as unexpected bycatch and has no or insufficient tags on board, the tag may be attached at landing.
- 1.8 In exceptional circumstances, where a tag becomes accidentally detached and cannot be reattached, a replacement tag shall be attached as soon as possible and no later than the time of landing, transshipment or export.
- 1.9 Members and Cooperating Non-Members shall report any exceptional circumstances referred to in 1.7.2, 1.7.3 or 1.8 to the Executive Secretary within 7 days of the landing. The report shall provide details of the exceptional circumstances, the number of SBT tagged and for 1.8, the old (where known) and new tag number(s).
- 1.10 Members and Cooperating Non-Members shall require that tags be retained on whole SBT to at least the first point of sale for landings of domestic product, and shall encourage the retention of tags on whole fish thereafter.

2. Registers Required

- 2.1 A record of farms is to be established and maintained by the Executive Secretary to identify authorised farms.
- 2.2 A record of vessels, maintained by the Executive Secretary, identifies all authorised vessels.
- 2.3 CCSBT CDS Documents that record information for vessels and/or farms not included on the above-mentioned authorised registers shall not be considered valid Documents for the purposes of this scheme.

3. Documents and Information Required

- 3.1 The CCSBT CDS Documents are :
 - 3.1.1 Farm Stocking Form – records information on the catch, towing and farming of SBT
 - 3.1.2 Farm Transfer Form – records information on the transfers of SBT between farms
 - 3.1.3 Catch Monitoring Form – records information on the catch, landing, transshipment, export, and import of all SBT regardless of whether farmed or not, including unexpected catch
 - 3.1.4 Catch Tagging Form – records information on individual fish tagged as part of the CDS
 - 3.1.5 Re-export or Export after Landing of Domestic Product Form – records information on SBT already tracked on the Catch Monitoring Form to the initial point of landing of domestic product or import that is, either in full or part, exported or re-exported.
- 3.2 The information to be contained in the CCSBT CDS documentation referred to in 3.1, along with associated instruction sheets, is in Appendix 1 A – D.
- 3.3 Once approved forms are adopted, only minimal modifications, such as the addition of translations, may be made. No information field may be omitted from the standard form, except where the field is not applicable.
- 3.4 Any documentation modified, as described in 3.3, shall be provided to the Executive Secretary for distribution to other Members, Cooperating Non-Members, as well as Non-Members known to be involved in the landing, transshipment, import, export, or re-export of SBT.
- 3.5 Significant amendments to the forms and form content may be made only with the agreement of the Commission at its annual meeting based on recommendations from the CCSBT Compliance Committee.
- 3.6 CCSBT CDS documents must be uniquely numbered.

4. Tagging

- 4.1 Members and Cooperating Non-Members shall require that an SBT tag be attached to each whole SBT at the time of kill except:
 - 4.1.1 in the case of farming operations, the tag may be attached within 30 hours of kill;
 - 4.1.2 in exceptional circumstances, where a vessel on the CCSBT Record of Authorised Vessels does not have sufficient tags on board, the tag may be attached at landing;
 - 4.1.3 in exceptional circumstances, where a vessel catches SBT as unexpected bycatch and has no, or insufficient, tags on board, the tag may be attached at landing.

- 4.2 As outlined at 3.1.4, a Catch Tagging Form records relevant tagging information for individual SBT. The Catch Tagging Form shall be filled in as soon as practicable after the time of kill. Length and weight measurements shall be conducted before the SBT is frozen. Where measurements cannot be accurately done on board the vessel, they may be made at the time of landing or transshipment, provided the measurements and the associated Catch Tagging Form are filled in before any further transfer of the SBT.
- 4.3 Completed Catch Tagging Forms shall be provided to the flag Members and Cooperating Non-Members which shall provide the information in the Catch Tagging Form to the Executive Secretary in an electronic format on a quarterly basis.
- 4.4 A tagging programme shall meet the minimum procedural and information standards set out in Appendix 2.
- 4.5 Members and Cooperating Non-Members shall prohibit the unauthorised use of SBT tags.

5. Validation

- 5.1 The CCSBT CDS documentation must be validated as applicable by:
 - 5.1.1 for landings of domestic product, an official of the flag Member or Cooperating Non-Member of the catching vessel; and
 - 5.1.2 for all SBT transshipments subject to CCSBT *Resolution on Establishing a Program for Transshipment by Large-Scale Fishing Vessels*, the observer required by that resolution; and
 - 5.1.3 for all export or re-export of SBT, an official of the exporting or re-exporting Member or Cooperating Non-Member.
- 5.2 The authority to validate CDS documents may be delegated to an authorised person by an official of the relevant State/fishing entity. Members and Cooperating Non-Members who utilise delegated person/s shall submit a certified copy of such delegation/s to the Executive Secretary. The individual who certifies a CCSBT CDS Document shall not be the same person who validates the Document.
- 5.3 Members and Cooperating Non-Members shall provide to the Executive Secretary information on validation (including type of validation, name of the organization which validates the documents, title and name and signature of officials who validate the documents, sample impression of stamp or seal, and a list of all persons holding delegated authority to validate CCSBT CDS documentation prior to those officials and persons exercising the authority). Members and Cooperating Non-Members shall inform the Executive Secretary of any changes in a timely fashion.
- 5.4 The Executive Secretary will maintain and update the information specified in 5.3 and provide it to all Members and promptly circulate any changes.
- 5.5 Members and Cooperating Non-Members shall not validate any CCSBT CDS documentation referred to in 3.1 that is not complete, has obviously incorrect information, or has not been validated as required by this resolution.

- 5.6 No Member or Cooperating Non-Member shall accept any SBT for transshipment, landing of domestic product, export, import, or re-export where any or all required documents do not accompany the relevant consignment of SBT, where fields of information required on the form are not completed, or where the form has not been validated as required by this resolution.
- 5.7 Full or partial consignments of untagged whole SBT must not be validated or accepted for transshipment, landing of domestic product, export (including export after landing of domestic product), import or re-export (except where the tag is no longer required to be attached to the SBT because further processing has occurred, as outlined at Appendix 2).
- 5.8 Members and Cooperating Non-Members shall undertake an appropriate level of audit, including inspections of vessels, landings, and where possible markets, to the extent necessary to validate the information contained in the CDS documentation.
- 5.9 Members and Cooperating Non-Members shall include in their annual review of SBT fisheries, details on the level of coverage and type of audit undertaken, in accordance with 5.8, and the level of compliance.

6. Exchange of Information and Confidentiality of Data

- 6.1 Members and Cooperating Non-Members shall retain all original CCSBT CDS Documents received by them. Members and Cooperating Non-Members shall also retain a copy of any CCSBT CDS Documents issued by them. Copies of these CDS Documents (except the Catch Tagging Form²) shall be forwarded³ to the Executive Secretary on a quarterly basis.
- 6.2 The Executive Secretary shall compile the raw data from CDS documentation into an electronic database. The Executive Secretary shall ensure the confidentiality of the raw data in its database and release to any State/fishing entity only the raw data relating to the CCSBT CDS Documents it validated. If a State/fishing entity requests CCSBT CDS Documents relating to another State/fishing entity, the Executive Secretary may release those data only with the latter's agreement.
- 6.3 The Executive Secretary shall report to the Extended Commission on and circulate to all Members and Cooperating Non-Members the data collected by the CCSBT CDS each year by 1 June for the period of 1 July - 31 December of the preceding year and by 1 December for the period of 1 January - 30 June of the current year. The information to be contained in the reports is specified in **Appendix 3**. The Executive Secretary shall provide an electronic copy of the report only to a designated authority of each Member.

² Requirements to provide information in the Catch Tagging Form are set out in 4.3.

³ Either as a copy of the original form or in electronic format containing all the information in the forms.

- 6.4 The Executive Secretary will post on the public area of the CCSBT web site a subset of the report comprising:
- Flag State/fishing entity;
 - Harvest year;
 - Product destination (including landings of domestic product);
 - Gear code;
 - Net weight.
- 6.5 On request by the Scientific Committee, Compliance Committee, or other subsidiary body of the Commission, the Executive Secretary shall, with the approval of the Commission, provide to that body data collected by the CCSBT CDS more frequently or at a greater level of detail than specified in 6.3.
- 6.6 The Executive Secretary shall analyse the data provided in 6.1 and notify the relevant Member(s) or Cooperating Non-Member(s) of any identified discrepancies.

7. Verification of CDS Documentation

- 7.1 Each Member and Cooperating Non-Member shall ensure that its competent authorities, or other authorised individual or institution, take steps to identify each consignment of SBT landed as domestic product in, imported into or exported or re-exported from its territory and examine the validated CCSBT CDS Documents for each consignment of SBT. These competent authorities, or authorised individuals or institutions, may also examine the content of the consignment to verify the information contained in the CCSBT CDS Document and in related documents and, where necessary, shall carry out verifications with the operators concerned.
- 7.2 Each Member and Cooperating Non-Member shall review information, and investigate and resolve any irregularities identified in relation to their information in the CDS reports, including any discrepancies identified during the comparison of data from the Executive Secretary. Among other matters, Members and Cooperating Non-Members shall cross-check the report provided by the Executive Secretary under 6.3 using information available to it.
- 7.3 Each Member and Cooperating Non-Member shall, as soon as practicable, identify to the Executive Secretary and relevant Members and Cooperating Non-Members, any consignments of SBT where there are:
- 7.3.1 doubts about the information contained in any associated CDS documentation; or
 - 7.3.2 incomplete, missing or unvalidated CCSBT CDS documentation.
- 7.4 Each Member and Cooperating Non-Member shall co-operate and take all necessary steps with relevant authorities, and within domestic law, to review, investigate and resolve any concerns identified in 7.1 and 7.2, and notify the Executive Secretary of the outcome of any such action for inclusion in its report to the Commission.

- 7.5 The Compliance Committee will consider the summary information compiled by the Executive Secretary in 6.3 and 6.4, including any irregularities and anomalies identified and the outcome of any investigations notified under 7.3.
- 7.6 The Commission, may, on the recommendation of the Compliance Committee, consider any action as may be required in relation to the findings and outcomes of any verification investigation. Such action may be, but is not limited to, a review of this or other relevant compliance measures.
- 7.7 Members and Cooperating Non-members shall cooperate to ensure that CDS documents are not forged and/or do not contain misinformation.

8. Access to and Security of Information

- 8.1 Subject to each Member's and Cooperating Non-Member's national law, the information produced from the CCSBT CDS shall be confidential and may only be used in support of CCSBT purposes or for any other purpose agreed by the Commission.
- 8.2 Where necessary, in support of catch verification procedures, Members and Cooperating Non-Members agree to exchange the necessary supporting information and, where relevant, evidence as may be necessary to verify the integrity of the flow of CDS information and to reconcile any discrepancies.

9. Implementation and Review

- 9.1 This resolution will enter into force on 1 January 2010.⁴ From that date, it replaces the CCSBT Southern Bluefin Tuna Statistical Document Programme adopted by CCSBT on 1 June 2000. For SBT caught before 1 January 2010, the tagging requirements of the CDS may be exempted until 30 June 2010 and the CCSBT CDS Documents shall be completed in the most practicable manner.
- 9.2 The Compliance Committee will review this resolution no later than at its 2011 meeting to identify any implementation issues, strengths, and weaknesses, and to recommend options to improve this resolution and its supporting procedures at the Extended Commission meeting. This review will include any concerns associated with the breakage or loss of tags and the extent of the use of exemptions in 1.8 and 1.9 as reported by Members and Cooperating Non-Members to the Executive Secretary. The date for a subsequent review will also be agreed at this time.
- 9.3 The Executive Secretary will monitor available technology associated with electronic documentation and fish tags to assist the Compliance Committee in its reviews.

⁴ Japan may use its current tagging system until the end of its 2009-10 fishing season (31 March 2010).

Appendix 1A

Farm Stocking Form (example only)

DOCUMENT NUMBER		CCSBT CDS FARM STOCKING FORM			
A. CATCHING VESSEL SECTION:					
1. NAME OF VESSEL		REGISTRATION NUMBER		FLAG STATE/ FISHING ENTITY	
PERIOD OF FISHING			AREA OF FISHING		
B. TOWING SECTION:					
2. NAME OF VESSEL		REGISTRATION NUMBER	FLAG STATE/ FISHING ENTITY	DATE TOW COMMENCED	
3. DESCRIPTION OF MORTALITIES DURING TOWING					
Number of tow cages		Date from – to	No of mortalities		Weight of mortalities
C. FARM TRANSFER SECTION:					
SBT Farm Entity	Period of transfers	Average weight of fish	Method of estimation	Whole weight (kg)	No. of fish
VALIDATION					
CERTIFICATION BY QUOTA HOLDER					
I certify that the information listed above is complete, true, and correct to the best of my knowledge and belief.					
Name & Title		Signature		Date	
8. VALIDATION BY AUTHORITY					
I validate that the information listed above is complete, true, and correct to the best of my knowledge and belief.					
Name & Title		Signature		Date	

Farm Stocking Form instruction sheet

Document number

A unique document number allocated by the State/fishing entity of origin.

Catching vessel section

Enter flag State/fishing entity of catching vessel(s)

Enter name of catching vessel(s) and vessel registration number(s)

Enter period fishing took place

Enter fishing location(s) using Statistical Area of SBT (1 to 10 and 14 to 15) or Other Areas (11 to 13)

Towing section

Enter name of each vessel which undertakes a tow of fish caught by the catching vessel and its vessel registration number(s) and flag state

For each tow vessel enter the number of mortalities and estimated weight of mortalities that occurred during tow.

Where fish have been placed in a tow cage by more than one catching vessel the number of mortalities are to be equally proportioned between the vessels.

Any mortalities that occur during tow that are landed for commercial sale must be accompanied by CDS forms.

Farm transfer section

Enter the name of the farming entity.

Indicate the method of estimation used.

Details of fish received are to include verified information from the count.

Validation

Fill in full name and title of official signing the document. The official must be in the employment of the competent authority of the flag state/fishing entity where the farm sites are located.

Farm Transfer Form

DOCUMENT NUMBER	CCSBT CDS FARM TRANSFER FORM		
A. TRANSFERRING FARM:			
1. SBT FARM ENTITY	FLAG STATE/ FISHING ENTITY		
B. TOWING SECTION:			
2. NAME OF VESSEL	REGISTRATION NUMBER	FLAG STATE/ FISHING ENTITY	DATE OF TOW
ESTIMATED NUMBER OF FISH		ESTIMATED WEIGHT OF FISH	
C. RECEIVING FARM:			
1. SBT FARM ENTITY	FLAG COUNTRY/ FISHING ENTITY		
VALIDATION			
CERTIFICATION BY TRANSFERRING FARM			
I certify that the information listed above is complete, true, and correct to the best of my knowledge and belief.			
Name & Title	Signature	Date	
CERTIFICATION BY RECEIVING FARM			
I certify that the information listed above is complete, true, and correct to the best of my knowledge and belief.			
Name & Title	Signature	Date	

Appendix 1B

Catch Monitoring Form (example only)

DOCUMENT NUMBER	CCSBT CDS CATCH MONITORING FORM <input type="checkbox"/> Wild Harvest <input type="checkbox"/> Farmed					
1. CATCH TAGGING FORM DOCUMENT NUMBER(S):						
_____ _____ _____						
CATCH SECTION: (wild fishery only)						
2. FLAG STATE/FISHING ENTITY: _____						
3. NAME AND REGISTRATION NUMBER OF VESSEL:						

FARMING SECTION:						
4. FARM AUTHORISATION NUMBER						
5. FARM NAME AND LOCATION						

6. DOCUMENT NUMBER(S) OF ASSOCIATED FARM STOCKING FORM(S)						

PRODUCT DESCRIPTION:						
7. DESCRIPTION OF FISH						
Product (a) F/FR	Type (b) RD/GG/DR/ FL/OT	Time of Harvest (mm/yy)	Gear code	Area (c)	Net Weight (kg)	No. of Fish (when RD, GG or DR)
(a): F=Fresh, FR=Frozen (b): RD=Round, GG=Gilled and Gutted, DR=Dressed, FL=Fillet, OT=Other (describe the type of product and the conversion factor used; _____.) (c): Statistical Area of SBT (1 to 10 and 14 to 15) or Other Areas (11 to 13)						
8. PROCESSING ESTABLISHMENT (if applicable)						
NAME AND ADDRESS						

CATCH / HARVEST VALIDATION						
9. VALIDATION BY AUTHORITY (for transhipments, fill in only 10. Certification by master of fishing vessel)						
I validate that the information listed above is complete, true, and correct to the best of my knowledge and belief.						
Name & Title	Signature	Date	Official Seal			
10. FOR TRANSHIPMENTS ONLY: CERTIFICATION BY MASTER OF FISHING VESSEL						
I certify that the information listed above is complete, true, and correct to the best of my knowledge and belief.						
Name & Title	Signature	Date				

DOCUMENT NUMBER (cont)		CCSBT CDS CATCH MONITORING FORM					
INTERMEDIATE PRODUCT DESTINATION: (can select more than one if applicable)							
11. TRANSHIPMENT <input type="checkbox"/>		EXPORT <input type="checkbox"/>					
A. TRANSHIPMENT SECTION							
12. NAME AND REGISTRATION NUMBER OF RECEIVING VESSEL:							
13. FLAG STATE / FISHING ENTITY OF RECEIVING VESSEL:							
14. I certify that the above information is complete, true, and correct to the best of my knowledge and belief. Vessel master of receiving vessel							
Name		Address			Signature		Date
TRANSHIPMENT VALIDATION (for transshipments at sea)							
15. VALIDATION BY OBSERVER							
I validate that the information listed above is complete, true, and correct to the best of my knowledge and belief.							
Name & Title		Signature			Date		
16. Record document number for the associated transshipment form:							
B. EXPORT SECTION							
17. DESCRIPTION OF FISH (omit if identical to section 7 above)							
Product (a) F/FR	Type (b) RD/GG/DR/ FL/OT	Time of Harvest (mm/yy)	Gear code	Area (c)	Net Weight (kg)	No. of Fish (when RD, GG or DR)	
(a): F=Fresh, FR=Frozen							
(b): RD=Round, GG=Gilled and Guttred, DR=Dressed, FL=Fillet, OT=Other (describe the type of product and the conversion factor used; _____.)							
(c): Statistical Area of SBT (1 to 10 and 14 to 15) or Other Areas (11 to 13)							
18. POINT OF EXPORT (CITY, STATE OR PROVINCE AND STATE/FISHING ENTITY)							
19. EXPORTER CERTIFICATION							
I certify that the information listed above is complete, true, and correct to the best of my knowledge and belief.							
Name & Title		Signature			Date	Licence number	
EXPORT VALIDATION							
20. VALIDATION BY AUTHORITY							
I validate that the information listed above is complete, true, and correct to the best of my knowledge and belief.							
Name & Title		Signature			Date	Official Seal	
FINAL PRODUCT DESTINATION:							
21. LANDING OF DOMESTIC PRODUCT <input type="checkbox"/>		IMPORT /EXPORT <input type="checkbox"/>					
A. LANDING OF DOMESTIC PRODUCT SECTION							
22. I certify that the above information is complete, true, and correct to the best of my knowledge and belief.							

Certification of domestic sale

Name	Address	Signature	Date
------	---------	-----------	------

Fill in if more than one buyer. If more than one buyer, record also the weight of SBT taken by each buyer:

Name	Address	Signature	Date
------	---------	-----------	------

Name	Address	Signature	Date
------	---------	-----------	------

Name	Address	Signature	Date
------	---------	-----------	------

B. IMPORT SECTION

23. I certify that the above information is complete, true, and correct to the best of my knowledge and belief.

Importer Certification (Final Destination of Shipment)

Name	Address	Signature	Date
------	---------	-----------	------

Final Point of Import: City _____ State or Province _____

State/Fishing Entity _____

Catch Monitoring Form instruction sheet

If a language other than one of the CCSBT official languages (English and Japanese) is used in completing the form, please add the English or Japanese translation on the Document.

Document Number

A unique document number allocated by the State/fishing entity of origin.

1. Document number(s) of Catch Tagging Form (s)

Record the document number of the associated Catch Tagging Form or forms.

Catch Section

2. Enter flag State or fishing entity of catching vessel(s).

3. Enter name of catching vessel(s) and vessel registration number(s).

Farming Section

4. Farm Authorisation Number

Fill in the number of the farm as found on the CCSBT list of authorised farms.

5. Farm Name and Location

Fill in the name and location of the farm from which the southern bluefin tuna were harvested.

6. Document number(s) of the associated Farm Stocking Form(s)

Product Description

7. Description of Fish

The shipment of SBT must be described, to the highest degree of accuracy using the following information. NOTE: One row shall describe one product type.

- (i) Product: Identify the type of product being shipped as either FRESH (F) or FROZEN (FR),
- (ii) Type: Identify the type of product being shipped as either ROUND (RD), GILLED AND GUTTED (GG), DRESSED (DR), FILLET (FL) or OTHER form (OT); for OTHER, describe the type of product in the shipment,

Each Member or Cooperating Non-Member shall advise the Executive Secretary of the product states and conversion factors they are using.

- (iii) Time of Harvest: Fill in the time of harvest (in month and year) of the southern bluefin tuna in the shipment; in case of farmed fish, this applies to the time of kill, not the time of initial harvest,
- (iv) Gear code: Identify the gear type which was used to harvest the southern bluefin tuna using the list below; for OTHER TYPE, describe the type of gear; in case of farmed fish, write "Farmed",

<u>GEAR CODE</u>	<u>GEAR TYPE</u>
BB	Baitboat
GILL	Gillnet
HAND	Handline
HARP	Harpoon
LL	Longline

MWT	Mid-water Trawl
PS	Purse Seine
RR	Rod and Reel
SPHL	Sport Handline
SPOR	Sport Fisheries Unclassified
SURF	Surface Fisheries Unclassified
TL	Tended Line
TRAP	Trap
TROL	Troll
UNCL	Unspecified Method
OT	Other Type

- (v) Area of Catch: Identify the area in which the southern bluefin tuna was harvested using the CCSBT Statistical Areas. In case of farmed fish, it is not necessary to fill in this column,
- (vi) Net Weight: Net product weight in kilograms; in case of farmed fish, fill in the raised product's weight,
- (vii) No. of Fish: If type is RD, GG or DR, fill in the number of fish.

8. Processing Establishment

Fill in the name and address of the processing establishment which processed the southern bluefin tuna in the shipment (if applicable).

Catch / Harvest Validation

9. Validation by Authority

Fill in the name and full title of the official signing the Document. The official must be in the employment of the competent authority of the flag state/fishing entity of the vessel that harvested the southern bluefin tuna appearing on the Document. This requirement with respect to any Member or Cooperating Non-Member may be met by an entity duly delegated by the authority of the flag State/fishing entity. The Member which utilizes a delegated entity shall submit a certified copy of such delegation to the Executive Secretary.

10. In the case of transshipments, the master of the fishing vessel shall fill in this section to validate that the form correctly records the fish that are being transferred to the receiving vessel.

Intermediate Product Destination

11. Indicate if the intermediate destination of the product is for transshipment and/or export.

A. Transshipment Section

12 The name and registration number of the receiving vessel is to be completed by the master of the vessel receiving the southern bluefin tuna.

13. The flag state/fishing entity to be entered by the master of the vessel receiving the southern bluefin tuna.

14. Master of the receiving vessel to complete name, address, signature and date to certify that the information provided as a record of transshipment is true and correct.

Transshipment Validation

15. Validation by Authority/Observer

If a transshipment is covered by the *CCSBT Resolution on Establishing a Program for Transshipment by Large-Scale Fishing Vessels* then the observer must complete this section.

16. Record the document number for the associated transshipment form

A. Export Section

17. Complete the description of fish in the same manner as specified for item 7 on this form.

Note: This item (17) of the form may be deleted from the final version of this form.

18. Point of Export (City, State or Province and State/Fishing Entity)

Identify the City, State or Province and State/Fishing Entity from which the southern bluefin tuna is to be exported. If the tuna is to be sold on the domestic market, leave blank.

19. The exporter must provide his/her/ name, address, date and signature to certify the information provided in relation to the export shipment (i.e. that the form correctly records what is being exported).

Export Validation

20. Validation by Authority

Fill in the name and full title of the official signing the Document. The official must be in the employment of the competent authority of the flag state/fishing entity of the vessel that harvested the southern bluefin tuna appearing on the Document. This requirement with respect to any Member of the Commission may be met by an entity duly delegated by the authority of the flag State/fishing entity. The Member which utilizes a delegated entity shall submit a certified copy of such delegation to the Executive Secretary.

Final Product Destination

21. Indicate whether the final destination of the product is for landing of domestic product or export.

A. Landing of Domestic Product Section

22. The person or company that receives southern bluefin tuna from a domestic vessel for the purpose of domestic sale must provide his/her/its name, address, signature, and date on which the southern bluefin tuna was received. Each buyer must also provide his/her name, address, signature, and date on which the southern bluefin tuna was received. If more than one buyer, the weight of SBT taken by each buyer must also be recorded.

B. Import Section

23. The person or company that imports southern bluefin tuna must provide his/her/its name, address, signature, date on which the southern bluefin tuna was imported, and final point of import. This includes imports into intermediate State (if applicable). For fresh and chilled product, the signature of the importer may be substituted by a person of a customs clearance company when the authority for signature is properly accredited to it by the importer.

Appendix 1C

**Re-export or Export after Landing of Domestic Product Form
(example only)**

“Re-export” should be read to include export after landing of domestic product as appropriate.

DOCUMENT NUMBER:	CCSBT CDS RE-EXPORT OR EXPORT AFTER LANDING OF DOMESTIC PRODUCT CERTIFICATE Full shipment <input type="checkbox"/> Partial shipment <input type="checkbox"/>			
FORM NUMBER OF PRECEDING DOCUMENT (i.e. Catch Monitoring Form, or Re-export or Export after Landing of Domestic Product Form):				
RE-EXPORT SECTION:				
1. RE-EXPORTING STATE/FISHING ENTITY				
2. POINT OF EXPORT (CITY, STATE OR PROVINCE AND STATE/FISHING ENTITY)				
3. PROCESSING ESTABLISHMENT (if applicable)				
NAME AND ADDRESS				
4. DESCRIPTION OF (IMPORTED) FISH				
Product (a) F/FR	Type (b) RD/GG/DR/FL/OT	Weight (kg)	Flag State/ Fishing Entity	Imported Date
(a) F=Fresh, FR=Frozen				
(b) RD=Round, GG=Gilled and Guttled, DR=Dressed, FL=Fillet, OT=Other (describe the type of product; _____.)				
5. TAG NUMBERING (if applicable) Attached <input type="checkbox"/>				
6. DESCRIPTION OF RE-EXPORTING FISH				
Product (a) F/FR	Type (b) RD/GG/DR/FL/OT	Weight (kg)		
(a) F=Fresh, FR=Frozen				
(b) RD=Round, GG=Gilled and Guttled, DR=Dressed, FL=Fillet, OT=Other (describe the type of product; _____.)				
7. RE-EXPORTER CERTIFICATION <u>I certify that the above information is complete, true, and correct to the best of my knowledge and belief.</u>				
Name	Address	Signature	Date	

8. VALIDATION BY AUTHORITY I validate that the information listed above is complete, true, and correct to the best of my knowledge and belief.

Name & Title

Signature

Date

Official Seal

IMPORT SECTION:

9. IMPORT SECTION I certify that the above information is complete, true, and correct to the best of my knowledge and belief.

Importer Certification (Final Destination of Shipment)

Name

Address

Signature

Date

Final Point of Import: City _____ State or Province _____ State/Fishing Entity _____

NOTE 1: The organization/person which validates the Re-export section shall verify the copy of the original CCSBT CDS Document. Such a verified copy of the original CCSBT CDS document must be attached to the Re-export or Export after Landing of Domestic Product (RELDP) Form. When southern bluefin tuna is re-exported more than twice, all verified copies of concerned RELDP Forms must be also attached to a RELDP Form.

NOTE 2: If a language other than English or Japanese is used in completing this form, please add the English or Japanese translation on this Document.

Appendix 2

Minimum Procedural and Information Standards for CCSBT Member and Cooperating Non-Member Tagging Programmes

General requirements of an SBT tagging system

1. As outlined in section 1.7 and 1.8 of the Resolution, the SBT tag shall remain on each individual fish while the fish carcass remains whole. A fish remains whole despite cleaning, gilling and gutting, freezing, removing fins, gill plates and tail and removing the head or parts of the head. A fish is no longer considered to be whole if it has undergone processes such as filleting or loining.
2. Members and Cooperating Non-Members shall take steps to ensure that SBT tags cannot be reused.

Specifications for SBT tags

3. Each SBT tag shall meet the following minimum standards:
 - a. have a unique pre-recorded tag number in an easily readable form;
 - b. tag numbering shall include a unique flag state identifier and a fishing year identifier (e.g. NZ-2008-000001);
 - c. be able to be securely fastened to SBT;
 - d. be non-reusable, tamper-proof and secure from counterfeiting or replication;
 - e. be able to withstand at least negative sixty (60) degrees Celsius temperatures, salt water and rough-handling; and
 - f. be food safe.

General requirements for tag related information

4. Members and Cooperating Non-Members shall record the distribution of SBT tags to entities they authorise to fish for, or farm, SBT.
5. In relation to each tag, Members and Cooperating Non-Members shall ensure their vessels and operators, and the relevant authorities have reporting procedures and formats allowing the collection of the required tagging information which must include month, area, and method of capture, and weight and length for each SBT.
6. All requirements of the CCSBT CDS Resolution outlined in Sections 5 – 9 of this resolution apply to tagging documentation and information for Members and Cooperating Non-Members implementing tagging programmes.

Appendix 3

Content of the Executive Secretary's Six Monthly Reports to the Extended Commission

(to be developed and then agreed by the Extended Commission)

REVISED CDS FORMS



• CATCHING VESSEL SECTION

Name of Catching Vessel	Registration Number	Flag State/Fishing Entity
Date Range of Fishing		CCSBT Statistical Area of Fishing
First	Last	

• TOWING SECTION

Name of Towing Vessel	Registration Number	Flag State/Fishing Entity	Date Tow Commenced

Description of Mortalities during Towing

Number of tow cages	Date Range		Number of Mortalities	Weight of Mortalities (kg)
	First	Last		

• FARM TRANSFER SECTION

Name of SBT Farm	Date Range of Transfers		Average Weight of Fish (kg)	Method of Weight Estimation	Total Weight (kg)	Number of Fish
	First	Last				

• VALIDATION SECTION

Certification by Quota Holder: I certify that the above information is complete, true and correct to the best of my knowledge and belief.

Name	Signature	Date

Validation by Authority: I validate that the above information is complete, true and correct to the best of my knowledge and belief.

Name and Title	Signature	Date

OFFICIAL SEAL



This form is to be completed by the authority of the State/Fishing Entity that holds the national quota allocation against which these SBT have been taken. This form must be completed at the end of the fishing season and before the SBT are recorded on a Catch Monitoring Form.

If a language other than one of the CCSBT official languages (English and Japanese) is used in completing the form, please add the English or Japanese translation on the Document.

The Farm Stocking Form has 4 main sections: (1) Catching Vessel; (2) Towing; (3) Farm Transfer; and (4) Validation

All sections of this form must be completed

The top of the form contains 1 additional piece of information that must always be completed. This is -

Document Number: Enter the unique document number that was allocated by the State/Fishing Entity of origin for this form.

CATCHING VESSEL SECTION

Name of Catching Vessel: Enter the name of the catching vessel.

Registration Number: Enter the Registration Number of the catching vessel.

Flag State / Fishing Entity: Enter the Flag State or Fishing Entity of the catching vessel.

Date Range of Fishing: Enter dates for the First and Last day of fishing.

CCSBT Statistical Area of Fishing: Enter the area in which the southern bluefin tuna were caught using the main CCSBT Statistical Areas (1 to 10 and 14 to 15) or the other CCSBT Statistical Areas areas (11 to 13) where there is no corresponding main area.

Where fish have been placed in a tow cage by more than one catching vessel, the number and weight of mortalities and the number and weight of SBT transferred to each farm are to be equally proportioned between the vessels.

TOWING SECTION

NOTE: One row shall describe one Towing Vessel.

Name of Towing Vessel: Enter the name of the Towing vessel.

Registration Number: Enter the Registration Number of the Towing vessel.

Flag State / Fishing Entity: Enter the Flag State or Fishing Entity of the Towing vessel.

Date Tow Commenced: Enter the date on which the towing commenced.

Description of Mortalities during Towing

Information for the total mortalities that occurred during all tows should be recorded.

Number of Tow Cages:

Date Range:

Number of mortalities: Enter the total number of mortalities that occurred.

Weight of mortalities (kg): Enter the total weight (kg) of all mortalities that occurred.

*** Note that any mortalities that occur during a tow that are landed for commercial sale must be accompanied by relevant CDS forms.**

FARM TRANSFER SECTION

Name of SBT Farm: Enter the name of the SBT farm to which SBT were transferred.

Date Range of transfers: Enter dates for the First and Last days of transfer.

Average Weight (kg) of fish: Enter the average weight (kg) of all fish transferred.

Method of weight estimation: Enter the method used to estimate the average weight. Use 40FS for the 40 fish sampling method. For other methods, codes will be provided as they are developed.

Total Weight (kg): Enter the total verified weight (kg) for all fish transferred.

Number of Fish: Enter the total number of fish transferred, verified from the fish count.

VALIDATION SECTION

Certification by Quota Holder: The Quota holder shall complete this section, with his/her full name, signature and date to certify that the form correctly records the fish that were transferred to the farm(s).

Validation by Authority: Enter the name and full title of the official¹ signing the document, together with the signature of the official, date (dd/mm/yyyy) and official seal.

¹ The official must be in the employment of, or delegated by, the competent authority of the Member, or Co-operating Non-Member where the farm sites are located. The Member or Co-operating Non-Member which utilizes a delegated entity shall submit a certified copy of such delegation to the Executive Secretary.



• TRANSFERRING SECTION

CCSBT Farm Serial Number	Name of Transferring Farm	State/Fishing Entity

• TOWING SECTION

Name of Towing Vessel	Registration Number	Flag State/Fishing Entity	Date of Tow

Estimated Weight (kg) of Fish	Estimated Number of Fish

• RECEIVING SECTION

CCSBT Farm Serial Number	Name of Receiving Farm	State/Fishing Entity

• CERTIFICATION SECTION

Certification by Transferring Farm: I certify that the above information is complete, true and correct to the best of my knowledge and belief.

Name	Signature	Date

Certification by Receiving Farm: I certify that the above information is complete, true and correct to the best of my knowledge and belief.

Name	Signature	Date



This form is to be issued by the State/Fishing Entity that holds the national quota allocation against which these SBT have been taken.

This form must accompany each transfer of SBT between farms and a copy of the form must be provided to the issuing State/Fishing Entity.

If a language other than one of the CCSBT official languages (English and Japanese) is used in completing the form, please add the English or Japanese translation on the Document.

The Farm Transfer Form has 4 main sections: (1) Transferring Section; (2) Towing Section; (3) Receiving Section; and (4) Certification Section. All sections of this form must be completed

The top of the form contains 1 additional piece of information that must always be completed. This is -

Document Number: Enter the unique document number that was allocated by the State/Fishing Entity of origin for this form.

• TRANSFERRING SECTION

CCSBT Farm Serial Number: Enter the serial number of the farm as recorded on the CCSBT list of authorised farms.

Name of Transferring Farm: Enter the name of the SBT Farm that the fish are being transferred from.

State / Fishing Entity: Enter the State or Fishing Entity of the transferring farm.

• TOWING SECTION

Name of Towing Vessel: Enter the name of the towing vessel.

Registration Number: Enter the Registration Number of the towing vessel.

State / Fishing Entity: Enter the Flag State or Fishing Entity of the towing vessel.

Date of Tow: Enter the date of the tow (dd/mm/yyyy).

Estimated Weight (kg) of Fish: Enter the estimated weight (kg) of the fish being transferred.

Estimated number of fish: Enter the estimated number of fish being transferred during the tow.

• RECEIVING SECTION

CCSBT Farm Serial Number: Enter the serial number of the farm as recorded on the CCSBT list of authorised farms.

Name of Receiving Farm: Enter the name of the SBT Farm that is receiving the fish.

Flag State / Fishing Entity: Enter the State or Fishing Entity of the receiving farm.

• CERTIFICATION SECTION

Certification by Transferring Farm: The representative of the transferring farm shall provide , his/her full name, signature and date (dd/mm/yyyy) to certify that the form correctly records the fish that are being transferred to the receiving farm.

Certification by Receiving Farm: The representative of the receiving farm shall provide , his/her full name, signature and date (dd/mm/yyyy) to certify that the form correctly records the fish that are being received from the transferring farm.



This Catch Monitoring Form consists of TWO (2) Pages. **Both pages MUST be provided.** This is Page 1

Catch Tagging Form Document Numbers

CATCH / HARVEST SECTION - tick and complete only one part

<input type="checkbox"/>	For Wild Fishery	Name of Catching Vessel	Registration Number	Flag State/Fishing Entity
Or				
<input type="checkbox"/>	For Farmed SBT	CCSBT Farm Serial Number	Name of Farm	
Document Number(s) of associated Farm Stocking (FS) Form(s)				

Description of Fish						
Product: F (Fresh) / FR (Frozen)	Type: RD/GG/DR/FL/OT*	Month of Catch/Harvest (mm/yy)	Gear Code	CCSBT Statistical Area	Net Weight (kg)	Total Number of whole Fish (including RD,GG or DR)
* For Other (OT): Describe the Type of Product			* For Other (OT): Specify Conversion Factor			

Name of Processing Establishment (if applicable)	Address of Processing Establishment (if applicable)
--	---

Validation by Authority (not required for transshipments at sea): I validate that the above information is complete, true and correct to the best of my knowledge and belief.		OFFICIAL SEAL
Name and Title	Signature	
	Date	

INTERMEDIATE PRODUCT DESTINATION SECTION - (only for transshipments and/or exports) - tick and complete required part(s)

<input type="checkbox"/>	Transshipment	Certification by Master of Fishing Vessel: I certify that the catch/harvest information is complete, true and correct to the best of my knowledge and belief.		
		Name	Signature	Date
		Name of Receiving Vessel		Registration Number
				Flag State/Fishing Entity
		Certification by Master of Receiving Vessel: I certify that the above information is complete, true and correct to the best of my knowledge and belief.		
		Name	Signature	Date
		Certification by Observer (only for transshipments at sea): I certify that the transshipment was observed according to the CCSBT rules for transshipment at sea.		
		Name	Signature	Date

<input type="checkbox"/>	Export	Point of Export			For transshipments on the high seas, enter the CCSBT Statistical Area instead of State/Fishing Entity and leave other fields blank
		City	State or Province	State/Fishing Entity	

Certification by Exporter: I certify that the above information is complete, true and correct to the best of my knowledge and belief.			
Name	Signature	Date	Licence No. / Company Name

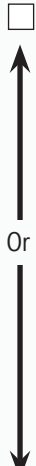
Validation by Authority: I validate that the above information is complete, true and correct to the best of my knowledge and belief.		OFFICIAL SEAL
Name and Title	Signature	
	Date	



This Catch Monitoring Form consists of TWO (2) Pages. **Both pages MUST be provided.** This is Page 2

FINAL PRODUCT DESTINATION SECTION - tick and complete only one destination

Or



Landing of Domestic Product for Domestic Sale

Certification of Domestic Sale: I certify that the above information is complete, true and correct to the best of my knowledge and belief.

Name	Address	Date	Weight (kg)	Signature

Import

Final Point of Import

City	State or Province	State/Fishing Entity

Certification **by Importer**: I certify that the above information is complete, true and correct to the best of my knowledge and belief.

Name	Address	Date	Signature



INSTRUCTION SHEET

This form is to be issued by the State/Fishing Entity that holds the national quota allocation against which these SBT have been taken.

This form (CMF) must accompany all transshipments, landings of domestic product, exports, imports and re-exports of SBT, and a copy of this form must be provided to the issuing State/Fishing Entity. The only exception is that exportation/import of fish parts other than the meat (i.e. head, eyes, roe, guts, tails) may be allowed without this document. Please note that:

- For farms, Farm Stocking Form(s) must have been produced by the State/Fishing Entity for all SBT on the CMF and the document number of those Farm Stocking Form(s) must be recorded on the CMF.
- Catch Tagging Form(s) must have been completed for all SBT on the CMF and copies must be provided to the issuing State/Fishing Entity. The document numbers of these Catch Tagging Form(s) must be recorded on the CMF.

If a language other than one of the CCSBT official languages (English and Japanese) is used in completing the form, please add the English or Japanese translation on the Document. The Catch Monitoring Form has 3 main sections: (1) Catch/Harvest; (2) Intermediate Product Destination; and (3) Final Product Destination. The Catch/Harvest and Final Product Destination sections must always be completed. However, the Intermediate Product Destination section only needs to be completed if the product is being exported and/or transhipped.

The top of the form contains 2 additional pieces of information that must always be completed. These are:

Document Number: Enter the unique document number that was allocated by the State/Fishing Entity of origin for this form.

Catch Tagging Form Document numbers: Enter the unique document number of each Catch Tagging Form that is associated with this form. If there is insufficient room to enter all document numbers, enter this information on a separate page and attach that page.

CATCH HARVEST SECTION - tick and complete only one part

Tick the box to specify whether the catch is for the Wild fishery or for Farmed SBT.

You must complete the part of the Catch Harvest section corresponding to the box that you ticked, and then complete the remainder of the section.

For Wild Fishery - This should only be completed for the wild fishery (not for farmed SBT)

Name of Catching Vessel: Enter the name of the catching vessel.

Registration Number: Enter the Registration Number of the catching vessel.

Flag State / Fishing Entity: Enter the Flag State or Fishing Entity of the catching vessel.

For Farmed SBT- This should only be completed for farmed SBT

CCSBT Farm Serial Number: Enter the serial number of the farm as recorded on the CCSBT list of authorised farms.

Name of Farm: Enter the Name of the Farm.

Document number(s) of the Associated Farm Stocking (FS) Form(s): Enter the unique document number of each Farm Stocking Form that is associated with this form. If there is insufficient room to enter all document numbers, enter this information on a separate page and attach that page.

Description of Fish

All SBT described in this section must be sent to the Final Product Destination. Split shipments are not permitted, so if SBT are to go to two or more different destinations, a separate Catch Monitoring Form must be completed for the catch sent to each destination.

The shipment of SBT must be described, to the highest degree of accuracy using the following information.

NOTE: One row shall describe one product type

Product: Enter the type of product being shipped as either FRESH (F) or FROZEN (FR).

Type: Enter the type of product being shipped as either ROUND (RD), GILLED AND GUTTED (GG), DRESSED (DR), FILLET (FL) or OTHER form (OT). For OTHER, describe the type of product in the shipment.

Month of Catch/Harvest (mm/yy): Enter the month and year of harvest of the southern bluefin tuna; in the case of farmed fish, this applies to the month of kill, not the month of initial harvest.

Gear code: Identify the gear type that was used to harvest the southern bluefin tuna using the list below; for OTHER TYPE, describe the type of gear. In the case of farmed fish, write "FARM".

GEAR CODE	GEAR TYPE
BB	Baitboat
GILL	Gillnet
HAND	Handline
HARP	Harpoon
LL	Longline
MWT	Mid-water Trawl
PS	Purse Seine
RR	Rod and Reel
SPHL	Sport Handline
SPOR	Sport Fisheries Unclassified
SURF	Surface Fisheries Unclassified
TL	Tended Line
TRAP	Trap
TROL	Troll
UNCL	Unspecified Method
OT	Other Type

CCSBT Statistical Area: Enter the area in which the southern bluefin tuna were harvested using the main CCSBT Statistical Areas (1 to 10 and 14 to 15) or the other CCSBT Statistical Areas areas (11 to 13) where there is no corresponding main area. In the case of farmed fish, it is not necessary to fill in this column. A map showing the statistical areas is provided on page 3 of these instructions.

Net Weight (kg): Enter the net product weight in kilograms. In the case of farmed SBT, this is the weight at the time of harvest from the farm (as opposed to when originally caught)

Total Number of whole Fish (including RD,GG or DR): Enter the number of fish that remain whole. A fish remains whole despite cleaning, gilling and gutting, freezing, removing fins, gillplates and tail and removing the head or parts of the head. A fish is no longer considered to be whole if it has undergone processes such as filleting or loining.

For Other (OT) Describe the type of product: If Product Type is Other (OT), then describe the product.

For Other (OT) Specify the Conversion Factor: If Product Type is Other (OT) then specify the Conversion Factor to be used to convert this weight to a whole weight equivalent.

¹ The official must be in the employment of, or delegated by, the competent authority of the Member, or Co-operating Non-Member that issued the Catch Monitoring Form. The Member or Co-operating Non-Member which utilizes a delegated entity shall submit a certified copy of such delegation to the Executive Secretary.



INSTRUCTION SHEET

CATCH HARVEST SECTION - (continued)

Name of Processing Establishment (if applicable): Enter the name of the establishment that processed the southern bluefin tuna (if applicable).
Address of Processing Establishment (if applicable): Enter the address of the establishment that processed the southern bluefin tuna (if applicable).

Validation

Validation by Authority (not required for transshipments at sea): If this is not a transshipment at sea, enter the name and full title of the official¹ signing the document, together with the signature of the official, date (dd/mm/yyyy) and official seal.

INTERMEDIATE PRODUCT DESTINATION SECTION - only for transshipments and/or exports - tick and complete required part(s)

This section only needs to be completed if the product is being exported and/or transhipped.
Tick the box to specify whether the product is being transhipped or exported. If this is both a transshipment and an export then tick both boxes.
You must then complete the parts of the intermediate product destination section corresponding to the box(es) that you ticked.

Transshipment

Certification by Master of Fishing Vessel (only required for transshipments at sea): In the case of transshipments at sea, the master of the fishing vessel shall complete this section, with his/her full name, signature and date (dd/mm/yyyy) to certify that the form correctly records the catch/harvest information.

The next part should be completed by the Master of the vessel receiving the southern bluefin tuna.

Name of Receiving Vessel: Enter the name of the Receiving vessel.

Registration Number: Enter the Registration Number of the Receiving vessel.

Flag State / Fishing Entity: Enter the Flag State or Fishing Entity of the Receiving vessel.

Certification by Master of Receiving Vessel: The master of the receiving vessel shall complete this section, with his/her full name, signature and date (dd/mm/yyyy) to certify that the form correctly records the fish that were transferred to the receiving vessel.

Certification by Observer (only for transshipments at sea): If a transshipment is covered by the CCSBT Resolution on Establishing a Program for Transshipment by Large-Scale Fishing Vessels (i.e. is transhipped at sea), then the observer must enter his/her full name, signature and date (dd/mm/yyyy) to certify that the transshipment was observed according to the CCSBT rules for transshipment at sea. If there were any discrepancies between the observed transshipment and the information recorded on the Catch Monitoring Form, the observer's transshipment report should document those discrepancies.

Export

Point of Export

City: Enter the City of Export.

State or Province: Enter the State or Province of Export.

State/Fishing Entity: Enter the State/Fishing Entity of Export. For transshipments on the high seas, enter the CCSBT Statistical Area where the transshipment occurred and leave other fields blank

Certification by Exporter: The Exporter must provide his/her name, signature, date (dd/mm/yyyy) and either the exporter license number or the exporter company name to certify the information provided in relation to the export shipment (i.e. that the form correctly records what is being exported).

Validation by Authority: Enter the name and full title of the official¹ signing the document, together with the signature of the official, date (dd/mm/yyyy) and official seal.

FINAL PRODUCT DESTINATION SECTION - tick and complete only one Destination

Tick the box to specify whether the final destination of the product is for landing of domestic product or for import.
You must then complete the part of the final product destination section corresponding to the box that you ticked.

Landing of Domestic Product for Domestic Sale

Certification of domestic sale: The person or company that receives southern bluefin tuna from a domestic vessel for the purpose of domestic sale must provide his/her/its name, address, signature, and date (dd/mm/yyyy) on which the southern bluefin tuna was received.

Each buyer must also provide his/her name, address, signature, date (dd/mm/yyyy) on which the southern bluefin tuna was received, and weight purchased.

Import

Final Point of Import

City: Enter the City of Import.

State or Province: Enter the State or Province of Import.

State/Fishing Entity: Enter the State/Fishing Entity of Final Import.

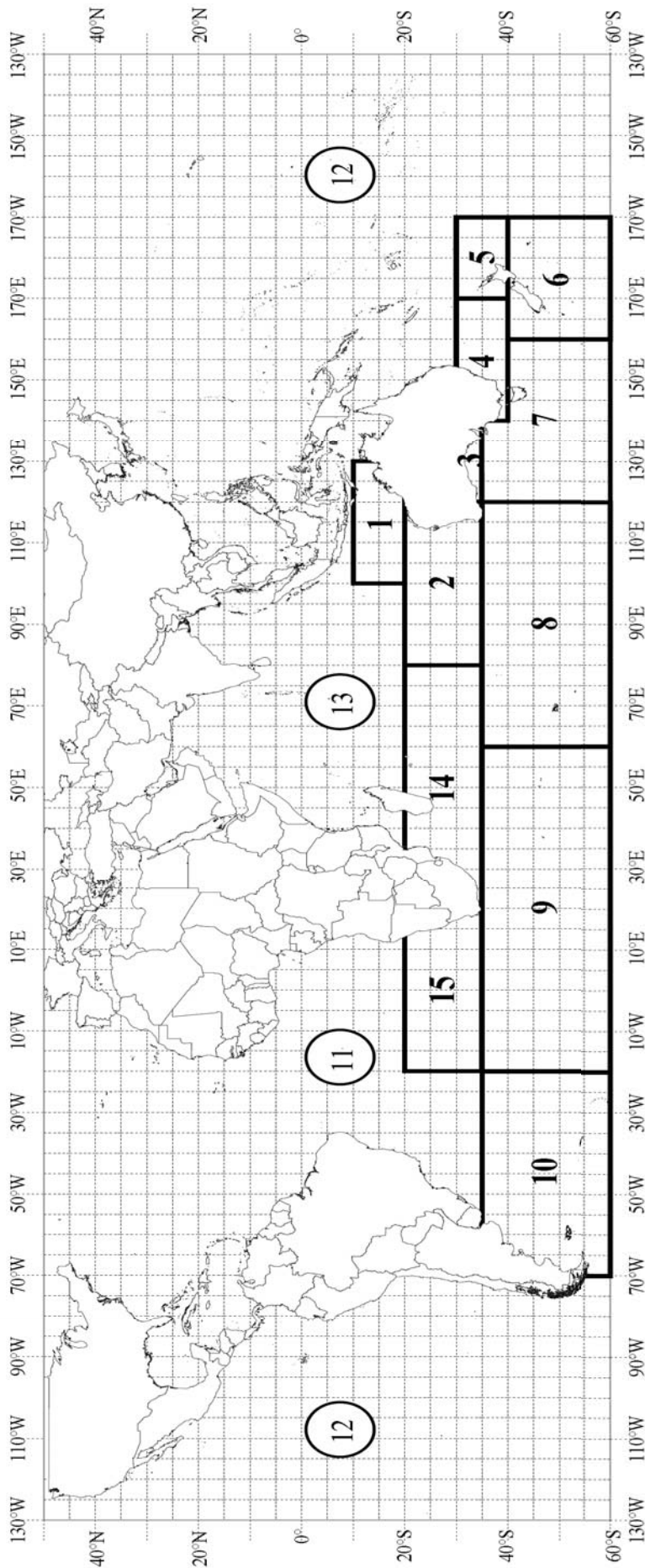
Certification by Importer: The person or company that imports southern bluefin tuna must provide his/her/its name, address, signature, date (dd/mm/yyyy) on which the southern bluefin tuna was imported. For fresh and chilled product, the signature of the importer may be substituted by a person of a customs clearance company when the authority for signature is properly accredited to it by the importer.

¹ The official must be in the employment of, or delegated by, the competent authority of the Member, or Co-operating Non-Member that issued the Catch Monitoring Form. The Member or Co-operating Non-Member which utilizes a delegated entity shall submit a certified copy of such delegation to the Executive Secretary.



INSTRUCTION SHEET

• Map of CCSBT Statistical Areas





Catch Tagging Form Document Numbers

CATCH / HARVEST SECTION - Tick and complete only one part

For Wild Fishery Name of Catching Vessel Registration Number Flag State/Fishing Entity

Or

For Farmed SBT CCSBT Farm Serial Number Name of Farm

Document Number(s) of associated Farm Stocking (FS) Form(s)

Description of Fish						
Product: F (Fresh) / FR (Frozen)	Type: RD/GG/DR/FL/OT*	Month of Catch/Harvest (mm/yy)	Gear Code	CCSBT Statistical Area	Net Weight (kg)	Total Number of whole Fish (including RD,GG or DR)
* For Other (OT): Describe the Type of Product 				* For Other (OT): Specify Conversion Factor 		

Name of Processing Establishment (if applicable) Address of Processing Establishment (if applicable)

Validation **by Authority (not required for transhipments at sea)**: I validate that the above information is complete, true and correct to the best of my knowledge and belief.

Name and Title 	Signature
	Date

OFFICIAL SEAL

INTERMEDIATE PRODUCT DESTINATION SECTION - (only for transhipments and/or exports) - tick and complete required part(s)

Transhipment Certification **by Master of Fishing Vessel**: I certify that the catch/harvest information is complete, true and correct to the best of my knowledge and belief.

Name 	Date 	Signature
---	---	--

Name of Receiving Vessel 	Registration Number 	Flag State/Fishing Entity
---	--	--

Certification **by Master of Receiving Vessel**: I certify that the above information is complete, true and correct to the best of my knowledge and belief.

Name 	Date 	Signature
---	---	--

Certification **by Observer (only for transhipment at sea)**: I certify that the transhipment was observed according to the CCSBT rules for transhipment at sea.

Name 	Date 	Signature
---	---	--

Export **Point of Export**

City 	State or Province 	State/Fishing Entity
---	--	---

For transhipments on the high seas, enter the CCSBT Statistical Area instead of State/Fishing Entity and leave other fields blank.

Certification **by Exporter**: I certify that the above information is complete, true and correct to the best of my knowledge and belief.

Name 	Licence No. / Company Name 	Date 	Signature
---	---	---	--

Validation **by Authority**: I validate that the above information is complete, true and correct to the best of my knowledge and belief.

Name and Title 	Signature
	Date

OFFICIAL SEAL

FINAL PRODUCT DESTINATION SECTION - tick and complete only one destination

Landing of Domestic Product for Domestic sale. Certification of Domestic Sale: I certify that the above information is complete, true and correct to the best of my knowledge and belief.

Name 	Address 	Date 	Weight (kg) 	Signature

Import **Final Point of Import**

City 	State or Province 	State/Fishing Entity
---	--	---

Certification **by Importer**: I certify that the above information is complete, true and correct to the best of my knowledge and belief.

Name 	Address 	Date 	Signature



INSTRUCTION SHEET

This form is to be issued by the State/Fishing Entity that holds the national quota allocation against which these SBT have been taken.

This form (CMF) must accompany all transshipments, landings of domestic product, exports, imports and re-exports of SBT, and a copy of this form must be provided to the issuing State/Fishing Entity. The only exception is that exportation/import of fish parts other than the meat (i.e. head, eyes, roe, guts, tails) may be allowed without this document. Please note that:

- For farms, Farm Stocking Form(s) must have been produced by the State/Fishing Entity for all SBT on the CMF and the document number of those Farm Stocking Form(s) must be recorded on the CMF.
- Catch Tagging Form(s) must have been completed for all SBT on the CMF and copies must be provided to the issuing State/Fishing Entity. The document numbers of these Catch Tagging Form(s) must be recorded on the CMF.

If a language other than one of the CCSBT official languages (English and Japanese) is used in completing the form, please add the English or Japanese translation on the Document. The Catch Monitoring Form has 3 main sections: (1) Catch/Harvest; (2) Intermediate Product Destination; and (3) Final Product Destination. The Catch/Harvest and Final Product Destination sections must always be completed. However, the Intermediate Product Destination section only needs to be completed if the product is being exported and/or transhipped.

The top of the form contains 2 additional pieces of information that must always be completed. These are:

Document Number: Enter the unique document number that was allocated by the State/Fishing Entity of origin for this form.

Catch Tagging Form Document numbers: Enter the unique document number of each Catch Tagging Form that is associated with this form. If there is insufficient room to enter all document numbers, enter this information on a separate page and attach that page.

CATCH HARVEST SECTION - tick and complete only one part

Tick the box to specify whether the catch is for the Wild fishery or for Farmed SBT.

You must complete the part of the Catch Harvest section corresponding to the box that you ticked, and then complete the remainder of the section.

For Wild Fishery - This should only be completed for the wild fishery (not for farmed SBT)

Name of Catching Vessel: Enter the name of the catching vessel.

Registration Number: Enter the Registration Number of the catching vessel.

Flag State / Fishing Entity: Enter the Flag State or Fishing Entity of the catching vessel.

For Farmed SBT- This should only be completed for farmed SBT

CCSBT Farm Serial Number: Enter the serial number of the farm as recorded on the CCSBT list of authorised farms.

Name of Farm: Enter the Name of the Farm.

Document number(s) of the Associated Farm Stocking (FS) Form(s): Enter the unique document number of each Farm Stocking Form that is associated with this form. If there is insufficient room to enter all document numbers, enter this information on a separate page and attach that page.

Description of Fish

All SBT described in this section must be sent to the Final Product Destination. Split shipments are not permitted, so if SBT are to go to two or more different destinations, a separate Catch Monitoring Form must be completed for the catch sent to each destination.

The shipment of SBT must be described, to the highest degree of accuracy using the following information.

NOTE: One row shall describe one product type

Product: Enter the type of product being shipped as either FRESH (F) or FROZEN (FR).

Type: Enter the type of product being shipped as either ROUND (RD), GILLED AND GUTTED (GG), DRESSED (DR), FILLET (FL) or OTHER form (OT). For OTHER, describe the type of product in the shipment.

Month of Catch/Harvest (mm/yy): Enter the month and year of harvest of the southern bluefin tuna; in the case of farmed fish, this applies to the month of kill, not the month of initial harvest.

Gear code: Identify the gear type that was used to harvest the southern bluefin tuna using the list below; for OTHER TYPE, describe the type of gear. In the case of farmed fish, write "FARM".

GEAR CODE	GEAR TYPE
BB	Baitboat
GILL	Gillnet
HAND	Handline
HARP	Harpoon
LL	Longline
MWT	Mid-water Trawl
PS	Purse Seine
RR	Rod and Reel
SPHL	Sport Handline
SPOR	Sport Fisheries Unclassified
SURF	Surface Fisheries Unclassified
TL	Tended Line
TRAP	Trap
TROL	Troll
UNCL	Unspecified Method
OT	Other Type

CCSBT Statistical Area: Enter the area in which the southern bluefin tuna were harvested using the main CCSBT Statistical Areas (1 to 10 and 14 to 15) or the other CCSBT Statistical Areas areas (11 to 13) where there is no corresponding main area. In the case of farmed fish, it is not necessary to fill in this column. A map showing the statistical areas is provided on page 3 of these instructions.

Net Weight (kg): Enter the net product weight in kilograms. In the case of farmed SBT, this is the weight at the time of harvest from the farm (as opposed to when originally caught)

Total Number of whole Fish (including RD,GG or DR): Enter the number of fish that remain whole. A fish remains whole despite cleaning, gilling and gutting, freezing, removing fins, gillplates and tail and removing the head or parts of the head. A fish is no longer considered to be whole if it has undergone processes such as filleting or loining.

For Other (OT) Describe the type of product: If Product Type is Other (OT), then describe the product.

For Other (OT) Specify the Conversion Factor: If Product Type is Other (OT) then specify the Conversion Factor to be used to convert this weight to a whole weight equivalent.

¹ The official must be in the employment of, or delegated by, the competent authority of the Member, or Co-operating Non-Member that issued the Catch Monitoring Form. The Member or Co-operating Non-Member which utilizes a delegated entity shall submit a certified copy of such delegation to the Executive Secretary.



INSTRUCTION SHEET

CATCH HARVEST SECTION - (continued)

Name of Processing Establishment (if applicable): Enter the name of the establishment that processed the southern bluefin tuna (if applicable).
Address of Processing Establishment (if applicable): Enter the address of the establishment that processed the southern bluefin tuna (if applicable).

Validation

Validation by Authority (not required for transshipments at sea): If this is not a transshipment at sea, enter the name and full title of the official¹ signing the document, together with the signature of the official, date (dd/mm/yyyy) and official seal.

INTERMEDIATE PRODUCT DESTINATION SECTION - only for transshipments and/or exports - tick and complete required part(s)

This section only needs to be completed if the product is being exported and/or transhipped.
Tick the box to specify whether the product is being transhipped or exported. If this is both a transshipment and an export then tick both boxes.
You must then complete the parts of the intermediate product destination section corresponding to the box(es) that you ticked.

Transshipment

Certification by Master of Fishing Vessel (only required for transshipments at sea): In the case of transshipments at sea, the master of the fishing vessel shall complete this section, with his/her full name, signature and date (dd/mm/yyyy) to certify that the form correctly records the catch/harvest information.

The next part should be completed by the Master of the vessel receiving the southern bluefin tuna.

Name of Receiving Vessel: Enter the name of the Receiving vessel.

Registration Number: Enter the Registration Number of the Receiving vessel.

Flag State / Fishing Entity: Enter the Flag State or Fishing Entity of the Receiving vessel.

Certification by Master of Receiving Vessel: The master of the receiving vessel shall complete this section, with his/her full name, signature and date (dd/mm/yyyy) to certify that the form correctly records the fish that were transferred to the receiving vessel.

Certification by Observer (only for transshipments at sea): If a transshipment is covered by the CCSBT Resolution on Establishing a Program for Transshipment by Large-Scale Fishing Vessels (i.e. is transhipped at sea), then the observer must enter his/her full name, signature and date (dd/mm/yyyy) to certify that the transshipment was observed according to the CCSBT rules for transshipment at sea. If there were any discrepancies between the observed transshipment and the information recorded on the Catch Monitoring Form, the observer's transshipment report should document those discrepancies.

Export

Point of Export

City: Enter the City of Export.

State or Province: Enter the State or Province of Export.

State/Fishing Entity: Enter the State/Fishing Entity of Export. For transshipments on the high seas, enter the CCSBT Statistical Area where the transshipment occurred and leave other fields blank

Certification by Exporter: The Exporter must provide his/her name, signature, date (dd/mm/yyyy) and either the exporter license number or the exporter company name to certify the information provided in relation to the export shipment (i.e. that the form correctly records what is being exported).

Validation by Authority: Enter the name and full title of the official¹ signing the document, together with the signature of the official, date (dd/mm/yyyy) and official seal.

FINAL PRODUCT DESTINATION SECTION - tick and complete only one Destination

Tick the box to specify whether the final destination of the product is for landing of domestic product or for import.
You must then complete the part of the final product destination section corresponding to the box that you ticked.

Landing of Domestic Product for Domestic Sale

Certification of domestic sale: The person or company that receives southern bluefin tuna from a domestic vessel for the purpose of domestic sale must provide his/her/its name, address, signature, and date (dd/mm/yyyy) on which the southern bluefin tuna was received.
Each buyer must also provide his/her name, address, signature, date (dd/mm/yyyy) on which the southern bluefin tuna was received, and weight purchased.

Import

Final Point of Import

City: Enter the City of Import.

State or Province: Enter the State or Province of Import.

State/Fishing Entity: Enter the State/Fishing Entity of Final Import.

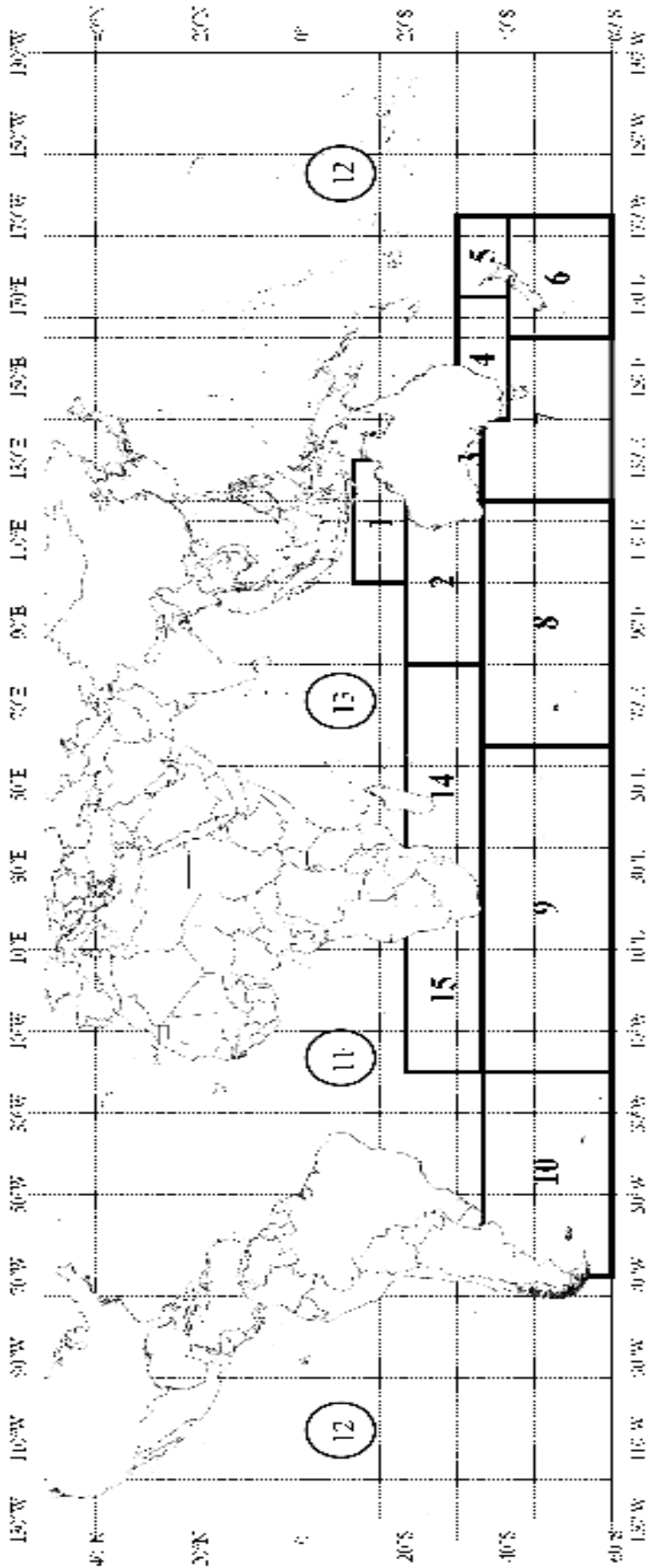
Certification by Importer: The person or company that imports southern bluefin tuna must provide his/her/its name, address, signature, date (dd/mm/yyyy) on which the southern bluefin tuna was imported. For fresh and chilled product, the signature of the importer may be substituted by a person of a customs clearance company when the authority for signature is properly accredited to it by the importer.

¹ The official must be in the employment of, or delegated by, the competent authority of the Member, or Co-operating Non-Member that issued the Catch Monitoring Form. The Member or Co-operating Non-Member which utilizes a delegated entity shall submit a certified copy of such delegation to the Executive Secretary.



INSTRUCTION SHEET

• Map of CCSBT Statistical Areas





Within this form, the term "Export" includes both exports and re-exports

Full Shipment ← Or → Partial Shipment (tick only one)

Form Number of Preceding Document (Catch Monitoring Form, or Re-Export/Export After Landing of Domestic Product Form)	
---	--

EXPORT SECTION

Exporting State/Fishing Entity	Point of Export		
	City	State or Province	State/Fishing Entity

Name of Processing Establishment (if applicable)	Address of Processing Establishment (if applicable)

Catch Tagging Form Document Numbers (if applicable)

Description of Fish from previous CDS Document		
Flag State/Fishing Entity	Date of previous Import/Landing	
Product: F (Fresh) / FR (Frozen)	Type: RD/GG/DR/FL/OT*	Weight (kg)
* For Other (OT): Describe the type of product		

Description of Fish being Exported		
Product: F (Fresh) / FR (Frozen)	Type: RD/GG/DR/FL/OT*	Weight (kg)
* For Other (OT): Describe the type of product		

Certification by Exporter: I certify that the above information is complete, true and correct to the best of my knowledge and belief.

Name	Signature	Date	Licence No. / Company Name

Validation by Authority: I validate that the above information is complete, true and correct to the best of my knowledge and belief.

Name and Title	Signature
	Date



IMPORT SECTION

Final Point of Import		
City	State or Province	State/Fishing Entity

Certification by Importer: I certify that the above information is complete, true and correct to the best of my knowledge and belief.

Name	Address	Signature	Date

NOTE: The organization/person which validates the Export section shall verify the copy of the original CCSBT CDS Document. Such a verified copy of the original CCSBT CDS document must be attached to the Re-export/Export after Landing of Domestic Product (RE) Form. When SBT is Exported, all verified copies of concerned forms must be attached.



This form must accompany all re-exports of SBT and all exports of SBT that have previously been landed as domestic product, and a copy must be provided to the issuing State/Fishing Entity.

In addition, this form must be accompanied by the associated Catch Monitoring Form and any previously issued Re-Export/Export after Landing of Domestic Product Forms for the SBT being exported.

This form is not required for the "first" export of the particular SBT if those SBT are being landed for the sole purpose of exporting. In this circumstance, only a Catch Monitoring Form needs to be created and accompany the product.

If a language other than one of the CCSBT official languages (English and Japanese) is used in completing the form, please add the English or Japanese translation on the Document.

The Re-export/Export after Landing of Domestic Product Form has 2 main sections: (1) Export; and (2) Import.

Within this form, the term "Export" includes both Exports and Re-exports.

The top of the form contains 3 additional pieces of information that must always be completed. These are -

Document Number: Enter the unique document number that was allocated by the State/Fishing Entity of origin for this form.

Full Shipment or Partial Shipment: Tick only one box to specify whether this Information is for a full or partial shipment. A Full shipment is where all the SBT in the preceding document are being exported.

Form number of Preceding Document: Enter the unique Document Number of the CDS form that precedes this. (Catch Monitoring Form or Re-Export/Export after Landing of Domestic Product Form).

EXPORT SECTION

Exporting State/Fishing Entity: Enter the Exporting State/Fishing Entity.

Point of Export: Enter the City, State or Province, and State/Fishing Entity of the point of Export.

Name of Processing Establishment (If applicable): Enter the full name of the Processing establishment (only required if further processing has taken place since the preceding CDS form).

Address of Processing Establishment (If applicable): Enter the full Address of the Processing establishment (only required if further processing has taken place since the preceding CDS form).

Catch Tagging Form Document Number(s) (if applicable): Enter the Document number of any Catch Tagging Forms that are associated with this form. This will be a subset of the Catch Tagging Forms that were recorded on the previous CDS document. The subset should include the Catch Tagging Forms for all whole SBT (including RD,GG,DR etc) that are being exported on this form. If no whole SBT are being exported, this field can be left empty.

Description of Fish from previous CDS Document

This section must describe all the SBT from the previous CDS document.

Flag State/ Fishing Entity: Enter the original catch/harvest Flag State/Fishing Entity.

Date of previous Import/Landing: Enter the date (dd/mm/yyyy) of the import or landing from the previous CDS document.

NOTE: Each row shall describe only one product type

Product: Enter the product as either FRESH (F) or FROZEN (FR).

Type: Enter the type as either ROUND (RD), GILLED AND GUTTED (GG), DRESSED (DR), FILLET (FL) or OTHER form (OT). For OTHER, describe the type of product.

Weight(kg): Enter the weight (kg) of the fish.

Other: Describe the type of product (if type is Other).

Description of Fish being Exported

This Export of SBT must be described, to the highest degree of accuracy using the following information.

NOTE: Each row shall describe only one product type.

Product: Enter the product being exported as either FRESH (F) or FROZEN (FR).

Type: Enter the type being exported as either ROUND (RD), GILLED AND GUTTED (GG), DRESSED (DR), FILLET (FL) or OTHER form (OT). For OTHER, describe the type of product.

Weight(kg): Enter the weight (kg) of the fish being Exported.

Other: Describe the type of product (if type is Other).

Certification and Validation

Certification by Exporter: The Exporter must provide his/her name, signature, date (dd/mm/yyyy) and either the exporter license number or the exporter company name to certify the information provided in relation to the export shipment (i.e. that the form correctly records what is being exported).

Validation by Authority: Enter the name and full title of the official¹ signing the document, together with the signature of the official, date (dd/mm/yyyy) and official seal.

IMPORT SECTION

Final Point of Import

City: Enter the City of Import.

State or Province: Enter the State or Province of Import.

State/Fishing Entity: Enter the State/Fishing Entity of Final Import.

Certification

Certification by Importer: The person or company that imports southern bluefin tuna must provide his/her/its name, address, signature, date (dd/mm/yyyy) on which the southern bluefin tuna was imported. For fresh and chilled product, the signature of the importer may be substituted by a person of a customs clearance company when the authority for signature is properly accredited to it by the importer.

¹ The official must be in the employment of, or delegated by, the competent authority of the State/Fishing Entity that exported the SBT appearing on the document. The Member or Co-operating Non-Member which utilizes a delegated entity shall submit a certified copy of such delegation to the Executive Secretary.



This form is to be issued by the State/Fishing Entity that holds the national quota allocation against which these SBT have been taken.

This form does not need to accompany SBT, but it must be completed and provided to the issuing State/Fishing Entity when completing the associated Catch Monitoring Form.

If a language other than one of the CCSBT official languages (English and Japanese) is used in completing the form, please add the English or Japanese translation on the Document.

Completed Catch Tagging Forms shall be provided to the Flag State/Fishing Entity, who shall provide the information in the Catch Tagging Form to the CCSBT Executive Secretary in an electronic format on a quarterly basis.

The Catch Tagging Form has only one section (Catch) that must be completed.

The top of the form contains 3 additional pieces of information that must always be completed. These are -

Document Number: Enter the unique document number that was allocated by the State/Fishing Entity of origin for this form.

Wild Harvest or Farmed: Tick only one box to specify whether this information is from a Wild Capture, or from a Farm.

Document number of Associated Catch Monitoring Form: Enter the unique Document Number of the Catch Monitoring Form that relates to this form.

CATCH SECTION

Name of Fishing Vessel (or Farm): For farmed SBT, enter the name of the farm from which the SBT were harvested. For other SBT enter the name of the catching vessel.

Vessel Registration Number (or CCSBT Farm Serial Number): Enter the Registration Number of the Catching Vessel (or the CCSBT Farm Serial Number from the CCSBT Record of Authorised Farms).

Flag State/Fishing Entity: Enter the State or Fishing Entity of the Vessel or Farm.

Information on Other forms of Capture: Enter any relevant information on the form of capture (eg. Trap).

Tag Information

The Tagging information for each fish must be recorded.

NOTE: One row shall describe one tagged southern bluefin tuna.

CCSBT Tag Number: Enter the unique tag number of the tag that has been inserted into the fish.

Weight (kg): Enter the weight (kg) of the fish.

Fork Length (cm): Enter the fork length of the fish, rounded to the nearest whole centimetre.

Gear code (if applicable): Identify the gear type that was used to harvest the southern bluefin tuna using the list below; for OTHER TYPE, describe the type of gear. In the case of farmed fish, write "FARM".

GEAR CODE	GEAR TYPE
BB	Baitboat
GILL	Gillnet
HAND	Handline
HARP	Harpoon
LL	Longline
MWT	Mid-water Trawl
PS	Purse Seine
RR	Rod and Reel
SPHL	Sport Handline
SPOR	Sport Fisheries Unclassified
SURF	Surface Fisheries Unclassified
TL	Tended Line
TRAP	Trap
TROL	Troll
UNCL	Unspecified Method
OT	Other Type

CCSBT Statistical Area of Catch (if applicable): Enter the area in which the southern bluefin tuna were harvested using the main CCSBT Statistical Areas (1 to 10 and 14 to 15) or the other CCSBT Statistical Areas areas (11 to 13) where there is no corresponding main area. In the case of farmed fish, it is not necessary to fill in this column.

Month of Harvest (mm/yy): Enter the month and year of harvest of the southern bluefin tuna tagged; in case of farmed fish, this applies to the time of kill, not the time of initial harvest.

Supplementary Recommendations for the CDS

Some of the CDS changes suggested by Members (and the Secretariat) were beyond the mandate of the Secretariat's CDS form revision task, but are nevertheless worthwhile suggestions. These suggestions are described here for consideration by the Compliance Committee. The Compliance Committee might decide to recommend immediate implementation of some of these suggestions and deferred implementation or rejection of others.

The Secretariat recommends that at least the first 3 suggestions below be considered for immediate implementation.

(1) Change paragraph 5.1 of the CDS resolution as previously suggested by the Secretariat.

The following change to the CDS resolution was previously recommended by the Secretariat:

- 5.1 The CCSBT CDS documentation must be validated [\(or certified in the case of transshipments at sea\)](#) as applicable by:
 - 5.1.1 for landings of domestic product, an official of the flag Member or Cooperating Non-Member of the catching vessel; and
 - 5.1.2 for all SBT transshipments subject to CCSBT *Resolution on Establishing a Program for Transshipment by Large-Scale Fishing Vessels*, the observer required by that resolution; and
 - 5.1.3 for all export or re-export of SBT, an official of the exporting or re-exporting Member or Cooperating Non-Member.

This is a change to the requirements of the transshipment observer so that the observer would only certify that the transshipment was observed according to the CCSBT rules for transshipment instead of validating that the information on the CDS form is correct¹. The change was made because of comments made by the observer company (MRAG) about the difficult situation an observer could face at sea if the observer refused to validate a CDS document due to a disagreement in relation to the correctness of the information. The change also reflects the text in the transshipment MOUs that have been signed between CCSBT and both IOTC and ICCAT.

The only comments received in relation to this amendment were from Australia, which understood the reason for the amendment but also had some concerns and indicated that there may need to be further changes to forms to provide some cross checking and then validation by authorities. The Secretariat will attempt to address the cross checking component of these concerns when it prepares the draft content for the Executive Secretary's Six Monthly Reports to the Extended Commission that is required at Appendix 3 of the CDS resolution.

¹ A discrepancy between the stated product on the CDS document and the quantities recorded by the observer would be recorded in the observer's report (not the CDS document) and would not prevent the observer from signing the CDS document.

(2) Change to paragraph 5.1.1 of the CDS resolution suggested by New Zealand.

New Zealand advised that:

“For situations in which a member charters a vessel from another member, the current resolution would see the form issued by the charter member (against whose quota allocation the catches are counted), but the responsibility for validation still falls on the flag member. It is difficult to see how the flag member can fulfil this role, given the potential distances involved, as well as the time lag between catching and landing. Instead, if the flag state is also the importing state, they may need to validate the product as an import”

And proposed the following change to paragraph 5.1.1 of the resolution:

- 5.1 *The CCSBT CDS documentation must be validated as applicable by:*
- 5.1.1 *for landings of domestic product, an official of the flag Member or Cooperating Non-Member of the catching vessel, [or an official of the Member that issued the CCSBT CDS documentation, as appropriate](#); and*
 - 5.1.2 *for all SBT transshipments subject to CCSBT Resolution on Establishing a Program for Transshipment by Large-Scale Fishing Vessels, the observer required by that resolution; and*
 - 5.1.3 *for all export or re-export of SBT, an official of the exporting or re-exporting Member or Cooperating Non-Member.*

(3) Change to the footnote on page 1 of the CDS resolution

The footnote for landings of domestic product at paragraph 1.2 of the CDS resolution states that:

¹ *The term ‘landing of domestic product’ means landing of SBT into the territory of a Member or Cooperating Non-Member caught by a vessel flagged to that Member or Cooperating Non-Member or on the register of fishing vessels of that Member or Cooperating Non-Member.*

For farming operations, the term ‘landing of domestic product’ includes movement of SBT from a farm under the jurisdiction of a Member or Cooperating Non-Member directly to an exporting vessel in the vicinity of the authorised farm site.

The second paragraph of this footnote has caused considerable confusion in relation to the use of the Re-export/Export after Landing of Domestic Product Form for farms. In addition, the intent of this paragraph is not clear. The Secretariat therefore recommends that the second paragraph of this footnote either be deleted, or reworded in such a manner as to make its intent clear without giving the impression that farms should use the Re-export/Export after Landing of Domestic Product Form when exporting SBT via freezer vessels.

(4) Create two versions of the Re-export/Export after Landing of Domestic Product Form

Japan noted that the Re-Export/Export after Landing of Domestic Product Form is complicated and that many exporters did not understand how to fill it in. To avoid misunderstanding and facilitate understanding by exporters/importers, Japan suggested that two separate forms be produced from the current single form, these being a “Re-export Form” and a “Export after Landing of Domestic Product Form”. The latter would be used when exporting part of a domestic landing (e.g. 100kg exported later from a 20t domestic landing).

(5) Changing the name of the “Re-export/Export after Landing of Domestic Product Form” to something simpler

This was suggested by New Zealand and it might be an alternative to recommendation “(4)” above. A name like “Special Export Form” or “Supplementary Export Form” would be simpler and possibly less confusing.

(6) Adding the number of fish to the description of fish in the “Re-export/Export after Landing of Domestic Product Form”

This form only records the weight of fish. Having the number of fish would improve the ability to check between forms. To aid reconciliation by the Secretariat, Australia recommended that the number of fish be added to both the description of fish (both for fish in the section for the previous CDS document and for the fish being exported). The Secretariat suggests that the number of fish should be incorporated in the same manner (position, label and instructions) as it is on the Catch Monitoring Form.

(7) Change “Farm”, “Farmed” and “Farming” to “Ranch”, “Ranched” and “Ranching” respectively.

Australia noted that its SBT industry has defined wild caught growout as “ranching” to differentiate from hatchery-based “farming” and has recommended that the CDS documents should be changed to reflect this.

This recommendation has implications beyond the CDS. The term “farm” is used within other CCSBT resolutions (including the Record of Authorised Farms and the Scientific Observer Program Standards) and by ICCAT. Therefore, if the term is changed within the CDS resolution, consideration should also be given to updating related resolutions and the CCSBT web site.

Secretariat’s note: It may be worth considering using a more generic term that can mean both farming and ranching for certain parts of the CDS such as the Catch Monitoring Form (CMF) and the Catch Tagging Form. In the future, hatchery raised SBT may enter the market and for at least export will presumably require recording on at least the CMF and Catch Tagging Forms of the CDS. Therefore, a generic term could be used to indicate either Farming or Ranching. There would need to be the ability to distinguish between ranched and farmed SBT on the CMF and Catch Tagging Forms, but this is easily achievable through the CCSBT farm serial number (which is on both forms) providing that the CCSBT record of Authorised SBT Farms is altered to require specification of whether the facility is a farm or a ranch on that record.

(8) Introduce requirements for form numbering.

New Zealand recommended that for form management and reconciliation, the form number should include a unique country code (e.g. forms issued by New Zealand could

be prefixed with “NZ”). New Zealand also advised that it would be preferable for form numbers to be pre-printed on forms.

On a similar point, the Secretariat wishes to draw attention to the fact that it has “pre-printed” a form prefix on the revised forms that relate to the form type (this was done for the first revision, but may not have been specifically mentioned). For example, the Catch Monitoring Form has a prefix of “CM-”. This was to prevent confusion that could occur when forms refer to the document number of other forms.

(9) Record “Destination Country” on the Catch Monitoring Form and possibly the Re-Export/Landing of Domestic Product Form.

It has been pointed out to the Secretariat that the “Destination Country” is not currently specified in the Export Section of the Catch Monitoring Form.

The CCSBT TIS was modified to include “Destination Country” for two primary reasons: (1) to enable reconciliation of documents between exporting and importing Members²; and (2) to provide information on the quantity of SBT being sent to non-Member markets. Both reasons are equally important to the CDS.

(10) Add instructions to the Catch Monitoring Form to specify how to record sale of mortalities from farm catching and towing operations.

The Secretariat has noticed that if towing mortalities are sold and recorded as farmed fish on the Catch Monitoring Form, then double counting of these fish could occur in the CDS. To prevent this, it is necessary to be able to distinguish these fish from fish that had been transferred into a farm. The following changes to the instructions of the Catch Monitoring Form would achieve this:

- For the “CCSBT Farm Serial Number” and “Name of Farm” fields, add the words: “For sale of mortalities that occurred before being transferred to a farm, write ‘Tow Mortality’ instead of the [farm serial number][farm name]”
This is appropriate because the fish would not have reached a farm at this stage.
- For the “Gear code” field, add:
“In the case of mortalities that occurred before being transferred to a farm, write ‘MORT’. Mortalities that occurred after transfer into a farm should be treated as normal farmed fish (i.e. write ‘FARM’)”

(11) On the Catch Tagging Form, move the position for the document number of the associated Catch Monitoring Form from near the top of the form to the Tag Information Section (i.e. next to each fish instead of once for the entire form).

Currently, the fish from one Catch Tagging Form must all be associated with a single Catch Monitoring Form (CMF) and must therefore all go to the same destination. This

² If the destination country is not recorded, it is not possible to readily determine what country a document was sent to, so it is not possible to determine whether documents are missing (i.e. not provided by an importing Member) or whether the SBT was simply sent to a non-Member or non-cooperating country.

might not be practical. The change suggested here would allow different fish on the same Catch Tagging Form to be associated with different CMFs and therefore go to different destinations.

It is envisaged that most of the details for each fish would be recorded on the Catch Tagging Form when the fish are caught/harvested, but that the document number of the associated CMF for each fish would not be recorded until this was known (e.g. prior to landing/transshipping/exporting). Furthermore, it is anticipated that where many fish are to be associated with the same CMF, then a shorthand method of writing the associated CMF document number for each fish would be used instead of repeating the number numerous times (e.g. write the number once, then use an arrow).

(12) Add product “Type” to the Catch Tagging Form

Australia suggested that the “Type (RD/GG)” needs to be added to the Catch Tagging Form to match up with the “Type” on the Catch Monitoring Form. At present, the Catch Tagging Form records the weight of a fish, but not the processed state of the fish. The meaning of the weight recorded is therefore uncertain. The Secretariat suggests that the “Type” should be incorporated in the same manner as the “whole” types on the Catch Monitoring and Re-Export/Export after... Forms, i.e. as either RD, GG, or DR.

(13) Add a provision for signing and dating (or validating) the Catch Tagging Form.

New Zealand recommended that provision should be made for the Catch Tagging Form to be signed and dated, for example, by the fishing vessel master. Australia asked whether the form should be validated to be consistent with other forms. The Secretariat notes that all other CDS forms have either a certification section or a validation section.

(14) Seek opportunities to harmonise with other CDS programs.

This is a recommendation for future work rather than a recommendation for change.

Unfortunately, the Secretariat has not had the opportunity to properly explore options for harmonising and achieving consistency between the CCSBT CDS and similar programs (CDS or TIS) of other RFMOs. However, harmonisation is an objective of the joint tuna RFMOs that should be explored further in the future.

Attachment D

(to become Appendix 3 of the CDS Resolution)

Content of the Executive Secretary's Six Monthly Reports to the Extended Commission

Shaded text is explanatory only and will be removed from the final Appendix

With one exception, the reports in this Appendix are only to be provided to a designated authority of each Member. The exception is the “Length and weight scientific data report” which is intended to be provided to only the CCSBT scientific community through the CCSBT scientific data exchange processes.

With this Appendix, the following abbreviations are used to refer to different form types:

- FSF – Farm Stocking Form
- FTF – Farm Transfer Form
- CMF – Catch Monitoring Form
- REEF – Re-Export/Export after Landing of Domestic Product Form
- CTF – Catch Tagging Form

During the first year of the CDS, there will not be sufficient information from the CDS for all reports to be produced. It is also accepted that there will be delays in producing reports during the first year of the CDS while the Secretariat is in the process of developing the CDS database and associated reporting mechanisms.

Production Reports

Two production reports are to be produced.

(1) Production summary and reported catch comparison report

This report uses data from the CMF together with mortalities from the FSF to estimate the quota year catch of each Member and Cooperating Member. This should only be conducted for completed quota years and where sufficient CDS data is available.

Processed weights from the CDS should be converted to whole weights using conversion factors supplied by each Member if available and the “best” alternative conversion factor where the Member has not provided a conversion factor to use. All conversion factor values used in the report should be listed. The report should also provide the reported quota year catch from the Member/Cooperating Non-Member (if that is available) for comparative purposes.

- Flag State/Fishing Entity;
- Quota year¹;
- Total estimated whole weight of SBT by fishing gear from the CDS;

¹ Member's have different quota years, so the actual quota year period of each Member should be used and these periods should be shown in the report to prevent confusion. This report should also contain a history of recent quota years (with any updated estimates from both CDS and Member's reports) for which there is sufficient CDS data.

- Total whole weight of SBT by fishing gear as reported by the Member (if available); and
- Comments²

(2) Detailed production summary report ~~(excluding pre-transfer mortalities)~~

This report is similar to the Annex 2 report from the TIS. It uses data from CMF and CTF to provide the following information:

- Flag Member/Cooperating Non-Member;
 - Captured, farm harvest, or farm catch/towing mortality ~~(the later is only if pre-transfer mortalities such as towing mortalities are distinguished from normal farm harvests on the CMF—see supplementary recommendations)~~
 - Product (F/FR);
 - Processed Type (RD/GG/DR/FL/OT etc.).
 - Month and year of harvest;
 - Gear code;
 - Statistical area;
 - Point of export (only if exported);
 - Month and year of export (only if exported);
 - State/Fishing Entity at final destination (this is only available once the product has reached its final destination ~~unless the export section of the CMF is modified to include the destination of product~~);
 - Month and year at arrival at final destination;
- and within the above groupings, the following quantities
- Number of SBT; and
 - Net weight of SBT.

REEF Reports

Two reports relating to the REEF form are to be produced.

(1) Detailed REEF summary report

This report is similar to the Annex 4 report from the TIS. This report uses data from both the CMF and REEF to provide the information below:

- Original catching State/Fishing Entity
- Currently exporting State/Fishing Entity³;
- Point of export;
- Year and month of export⁴
- Importing State/Fishing Entity;

² Comments may be required to provide additional information for interpreting the figures, for example, to indicate that a Member's report includes catches (such as recreational catch) that is not covered by the CDS, or that the CDS data may not be fully up to date for the most recent year etc.

³ This is the exporting State/Fishing Entity on the REEF form in question, not from preceding REEF forms or the CMF.

⁴ As determined by the export certification date.

- Product exported (F/FR);
 - Type exported (RD/GG/DR/FL/OT); and
- and within the above groupings, the
- Net weight of SBT exported. (one of the supplementary recommendations for the CDS recommended that number of SBT be reported on the REEF form. If this recommendation is adopted, the number of SBT should be included in this report)

(2) REEF discrepancy report

This report should examine all REEF forms and associated CMFs, and produce a list of any CMF forms that have been “over utilised⁵” in subsequent exports and re-exports.

The list should identify:

- The document number, flag, product type(s) and weight(s) in each over utilised CMF form;
- The document number, exporting flag, product type(s) and weight(s) of the associated REEF form(s); and
- Other information agreed by the Compliance Committee.

Tagging Reports:

Two tagging reports are to be produced.

(1) Tag summary report

This report uses data from both the CTF and CMF to provide the following information

- Flag State/Fishing Entity;
- Total number and net weight of SBT tagged; and
- Total number and net weight of SBT reported on associated CMF’s.

(2) Length and weight scientific data report

This report uses data from the CTF to provide detailed (record level) length and weight data for CCSBT scientific use. This report is only to be provided to CCSBT scientists through the annual CCSBT Data Exchange and the annual CCSBT Data CD.

- Flag State/Fishing Entity;
- Month and year of harvest;
- Gear code;
- CCSBT statistical area;
- Weight and Type (weight is only useful if the “Type” of weight has been defined, which is one of the supplementary recommendations for the CDS. If this recommendation is not adopted, weight should be removed from this report); and
- Fork Length.

⁵ An over-utilised CMF is where subsequent exports/re-exports of fish from the CMF have exceeded the original quantity of fish reported on the CMF.

Transshipment Reports

Two transshipment reports are to be produced.

(1) Transshipment summary report

This report uses data from the CMF together with transshipment declarations and observer reports to provide the following summary information for transshipments of SBT.

- Flag of catching vessel;
- Month and year of transshipment;
- Flag of transshipment vessel;
- State/Fishing Entity at final destination (this is only available once the product has reached its final destination unless the export section of the CMF is modified to include the destination of product);

and within the above groupings, the following quantities

- Number of transshipments;
- Number of SBT according to the CMF;
- Net weight of SBT according to the CMF;
- Net weight of SBT according to the transshipment declaration; and
- Net weight of SBT according to the transshipment observer report.

(2) Transshipment discrepancy report

This report produces details of each transshipment in which the weight of SBT in the CMF differs from the weight of SBT in either the transshipment declaration, or the transshipment observer report.

- Flag, name and registration number of catching vessel;
- Date of transshipment;
- Flag, name and registration number of transshipment vessel;
- Net weight and Type of SBT according to the CMF;
- Net weight and Type of SBT according to the transshipment declaration; and
- Net weight and Type of SBT according to the transshipment observer report.

Farm Reports

Two farm reports are to be produced. These reports should be produced to cover a catching and farming period that covers the usual “season” for the relevant State/Fishing Entity.

(1) Farm summary report

This report uses data from the FSF and CMF to provide the following aggregate information for farmed SBT from each Flag State/Fishing Entity. This report is similar to the 6 monthly farms reports produced by Australia as part of the Trade Information Scheme.

- Flag and total number of catching vessels;
- Date range of capture;
- Statistical area(s) of capture;
- Total number and weight of mortalities during towing;
- Date range of transfers to farms;
- Total number and weight of SBT transferred into farms;
- Minimum, maximum and median of the average weights over all transfers;
- Date range of harvest from farms; and
- Total number and weight of SBT harvested from farms.

(2) Farm discrepancy report

This report produces details for each farm in which the number of SBT transferred into the farm (according to the FSF and adjusted according to the FTF) is greater than the number of SBT harvested from that farm according to the CMF.

- Flag, and name of the farm;
- Date range of transfers to this farm from initial tow cages;
- Total number and weight of SBT transferred into this farm from initial tow cages;
- Date range of transfers to/from this farm from/to other farms;
- Total number and weight of SBT transferred to/from this farm from/to other farms;
- Date range of harvest from this farm; and
- Total number and weight of SBT harvested from this farm.

Reconciliation Reports

CDS documentation will be sent to the Secretariat on a quarterly basis from multiple sources. The same document may be sent to the Secretariat at different times. For example, when SBT are exported or transhipped, and again when the same SBT are imported or landed as domestic product. The reconciliation reports should be designed to provide aggregate information concerning the number and types of documents that are expected, but that have yet to be received from each State/Fishing Entity. These reports should also identify if any discrepancies occur between the figures in the forms from the different sources. The Secretariat should design and produce these reports after the CDS has been in operation for 12 months.