



CCSBT-CC/0910/05

**INTERSESSIONAL DEVELOPMENTS IN RELATION TO  
THE CCSBT CATCH DOCUMENTATION SCHEME  
CCSBT 漁獲証明制度に関する休会期間中の進展**

**Background**

**背景**

At CCSBT 15 (October 2008), the Extended Commission adopted a Resolution on the Implementation of a CCSBT Catch Documentation Scheme. This resolution is provided at **Attachment A**. The Extended Commission tasked the Secretariat with:

CCSBT15（2008年10月）において、拡大委員会はCCSBT漁獲証明制度の実施に関する決議を採択した。この決議は別紙Aのとおり。拡大委員会は以下について事務局に使命を課した：

- making corrections to the resolution,  
この決議を修正する
- reviewing and improving the design of the forms, and  
様式のデザインをレビュー及び改善する
- developing a draft for the “Content of the Executive Secretary’s Six Monthly Reports to the Extended Commission”, which will become Appendix 3 of the CDS resolution.  
CDS決議の別添3となる「事務局長から拡大委員会への6ヶ月報告書の内容」のドラフトを作成する

In addition, the Strategy and Fishery Management Working Group (SFMWG) held in April 2009 noted that substantial cost and compliance benefits could be achieved from centralised purchase and issue of tags for the CDS. Japan identified a tag that appeared suitable for this purpose and provided samples to Members at the meeting. It was agreed that the Secretariat would further examine the use of the tags that Japan identified.

さらに、2009年4月に開催された戦略・漁業管理作業部会（SFMWG）は、CDSに使用する標識の一括購入及び支給によって経費及び遵守の上で多くの利益が得られることに留意した。日本は、この目的に適すると思われる標識を特定し、当該会議においてメンバーに見本を提供した。この日本が特定した標識の利用について事務局がさらに調査することが合意された。

**Progress**

**進歩**

The corrections to the resolution were completed and circulated on 30 October 2008. These were accepted and incorporated in the annual report of CCSBT 15.

決議の修正は2008年10月30日に完了し回章された。これらは受け入れられ、CCSBT15の年次報告書に盛り込まれた。

The design of the CDS forms were reviewed, improved and then subject to two intersessional consultation rounds during 2009. The final forms (as circulated on 29 July 2009) are

事務局作成文書

provided at **Attachment B**. In developing the revised forms, the Secretariat followed the intent of the CDS resolution and the content of the original forms as closely as possible in order to avoid opening a debate about the information content which would be difficult to resolve intersessionally<sup>1</sup>. However, this meant that some valuable suggestions provided by Members have not been included in the revised forms. These suggestions are provided as Supplementary Recommendations in **Attachment C**. The Compliance Committee should examine these recommendations and determine which of these can be implemented for the commencement of the CDS. To assist this process, the Secretariat asked Members and Cooperating Non-Members to tentatively indicate which recommendations they expected to support. Responses were received from Japan, New Zealand, Taiwan and the European Community and indicated that:

CDSの様式のデザインがレビュー及び改善され、そして2009年の休会期間中に2回の協議ラウンドが行われた。様式の最終版（2009年7月29日に回章）は別紙Bのとおり。修正版の様式を作成する過程においては、閉会期間中には解決することが困難である情報の内容についての議論が始まるのを避けるため、事務局としてはできる限りCDS決議の意図及び原案の内容に従うこととした<sup>1</sup>。しかしながら、このことは、メンバーによって提出されたいくつかの重要な提案が修正版の様式に反映されていないことを意味している。これらの提案は、別紙Cの補足的な勧告のとおりである。遵守委員会は、これらの勧告を精査し、そしてCDSの開始のために、これらのいずれが実施可能であるかを決定すべきである。このプロセスを支援するために、事務局は、メンバー及び協力的非加盟国に対していずれの勧告を支持できるか暫定的に示すよう要請した。日本、ニュージーランド、台湾及び欧州共同体から回答が得られた：

- There was full support for recommendations 1, 3 (assuming suitable words are developed), 6 and 9. The Secretariat will therefore prepare a set of modified CDS forms that conform to these recommendations.  
勧告1、3（適当な用語が作成されることを想定）、6及び9対しては全面的な支持が得られた。事務局は、これらの勧告を担保する修正版のCDS様式の一式を用意する。
- There was support for recommendation 2 providing that the wording is changed, for example, removing the amendment and adding a footnote such as “*When a Member charters a vessel from another Member or Cooperating Non-Member, an official of the chartering Member or Cooperating Non-Member shall issue the CDS document*”.  
勧告2については、例えば修正を取り消し「メンバーが他のメンバー又は協力的非加盟国の船をチャーターした際は、当該チャーターを行ったメンバー又は協力的非加盟国の政府職員がCDS文書を発行する」との脚注を加えるといったように、文言を修正することを条件として支持された。
- There was mixed support for recommendations 4 or 5 (one Member preferring 4 and another preferring 5).  
勧告4又は5に関しては支持が混在している（1メンバーは4を支持し、他は5を支持している）。
- Members supported recommendation 7 (but one noted that hatchery based SBT would need to be covered by the CDS). However, the EC had a strong preference to maintain the term “farming” for the sake of harmonisation and clarity as this term is already used in ICCAT.  
メンバーは勧告7を支持した（ただし、1メンバーは人工ふ化のSBTについてもCDSの対象とする必要性について言及した。）。しかしながら、この用

<sup>1</sup> It should be noted that some disagreement exists on the precise contents of the Farm Stocking Form.

<sup>1</sup> 畜養活け込み様式の精細な内容面においては、いくつかの点で合意が得られていないことに留意されたい。

語がすでに ICCAT で使用されていることから、EC はハーモナイゼーションと明確さのためにも「蓄用」という用語を維持することを強く望んでいる。

- There might be support for recommendation 8, but not starting till 2011 and possibly requiring year to be included in the form number.

勧告 8 については恐らく支持しているであろうが、2011 年までは開始されず、その後該当する年が様式の番号に記入されることになるであろう。

- There is partial support of recommendation 10. There was also one alternative view, but the Secretariat expects that this might be due to a misunderstanding.

勧告 10 については部分的な支持がある。代替的な意見も 1 つあったが、事務局としては、これが誤解によるものであると考えている。

- There was a mixture of different views in relation to 11, 12 and 13. Some in support, some not.

11、12 及び 13 については異なった見解が混在している。支持もあれば不支持もある。

- There seemed to be support for recommendation 14, to seek opportunities to harmonise with other CDS programs as a medium to long term goal.

勧告 14 については、中長期的な目標として他の CDS 計画とハーモナイズする機会を探求していくということで支持されるものと考えている。

A draft content for the Executive Secretary's six monthly CDS reports to the Extended Commission was circulated to Members on 29 July 2009. Some amendments to the reports contents were suggested by Japan and the revised reports are provided at **Attachment D** (with changes from the original draft shown in tracked mode).

事務局長から拡大委員会への 6 ヶ月報告書の内容のドラフトが、2009 年 7 月 29 日にメンバーに回章された。かかる報告書の内容に対して日本からいくつかの修正が提案され、その修正版の報告書は別紙 D に掲載している（原案からの変更点については変更履歴の記録を付して示している）。

With assistance from Japan, the Secretariat obtained additional information, including prices and additional samples, on the tag that Japan had previously identified. This information was circulated this information to Members. Five Members and one Cooperating Non-Member have decided to purchase this tag and the Secretariat has arranged a bulk purchase on their behalf. Some Members have expressed concern at the price of this tag (about AU\$0.40 per tag at current exchange rates) and a reduction in cost may be necessary if this tag is to be used by Members in the long term. Australia identified a different type of tag that is suitable for its operations and at a lower price. Australia is proceeding with this tag and information on its tagging system has also been circulated to all Members. Two Cooperating Non-Members have not chosen either the tag identified by Japan or that identified by Australia. One of these has indicated that it will use the type of tag developed for ICCAT.

日本の支援によって、事務局は、日本が以前に特定した標識についてその価格及び追加的なサンプルを含んだ更なる情報を入手した。この情報はメンバーに回章された。5 つのメンバー及び 1 つの協力的非加盟国がこの標識を購入することを決定し、事務局はそれらを代行して一括購入する手筈を整えたところである。いくつかのメンバーはこの標識の価格について懸念を表明した（現在の為替相場で 1 つの標識当たり約 0.40 豪州ドル）。仮にこの標識がメンバーによって長期的に利用されることとなれば、コストの削減が必要となるであろう。オーストラリアは、自らの操業に適していて、かつより安価な別の標識を特定した。オーストラリアはこの標識に関する作業を進めており、その標識システムの情報もすべてのメンバーに回章された。2 つの協力的非加盟国は、日本又はオーストラリアが特定した標識のいずれも選択

していない。一方は、ICCAT用に開発される標識のタイプを利用することを示唆している。

## CCSBT 漁獲証明制度の実施に関する決議

漁獲証明制度(CDS)の策定のために 2005 年の CCSBT12 で採択された原則及び 2006 年の CCSBT 13 において採択された‘貿易の有無にかかわらずみなみまぐろのすべての漁獲を記録するための CDS の実施に関する決議’に照らし合わせ、

メンバー及び協力的非加盟国が漁獲から国内市場又は輸出市場における最初の販売までの合法的な製品の流れを追跡、確認を行う必要性に留意し、

地域漁業管理機関間で漁獲証明制度の調和を達成する必要性を念頭に置き、それぞれのメンバー及び協力的非加盟国による SBT の漁獲を正確に確認するために、CDS が世界の SBT 漁業のすべてのセクターを通じ、一貫的かつ包括的に適用されなければならないことを強調し、

みなみまぐろの保存のための条約第 8 条 3(b)に従い、みなみまぐろの保存のための拡大委員会 (CCSBT) は委員会の保存措置の遵守状況を監視するため、次の措置を採択する。

## 1. 一般条項及び適用

- 1.1 すべてのメンバー及び協力的非加盟国は、みなみまぐろ(SBT)のための CCSBT CDS を実施し、本決議に該当するすべての SBT に関する移動を文書に記録しなければならない。CCSBT CDS は、CCSBT CDS 文書の作成及び SBT の標識装着を含む。
- 1.2 メンバー又は協力的非加盟国の管轄権の下での、転載、国産品の水揚げ<sup>1</sup>、輸出、輸入及び再輸出について、すべての SBT は、本決議のセクション 3 に述べられる文書が添付されなければならない。本要件の免除は認められない。しかしながら、肉以外の魚体の部位(即ち、頭、目、卵、内臓、尾)については、文書なく輸出/輸入することができる。
- 1.3 メンバー又は協力的非加盟国の管轄権の下での、蓄養場への SBT の移送及び蓄養場間の SBT の移送は、規定に則り、蓄養活け込み様式及び蓄養移送様式として文書化されなければならない。
- 1.4 遊漁により漁獲された魚の販売を禁じているメンバー又は協力的非加盟国は、その遊漁に対し CCSBT CDS の要件を免除することができる。
- 1.5 委員会は、本決議の実施にあたり、SBT の漁獲、水揚げ、転載及び/又は蓄養に関与する拡大委員会のメンバー又は協力的非加盟国以外の国の適当な当局に対し、協力を要請しなければならない。

---

<sup>1</sup>用語‘国産品の水揚げ’とは、メンバーもしくは協力的非加盟国に置籍する船舶又はメンバーもしくは協力的非加盟国の漁船として登録された船舶により漁獲された SBT が、当該メンバー又は協力的非加盟国の領土に水揚げされることをいう。

蓄養事業について、用語‘国産品の水揚げ’とは、メンバー又は協力的非加盟国の管轄権の下にある蓄養場からの SBT が許可された蓄養用地の周辺の輸出船舶へ直接積み込まれるものを含む。

- 1.6 メンバー及び協力的非加盟国は、SBT の漁獲を許可されていない船舶により漁獲された SBT について、国産品としての水揚げ、転載、輸入、輸出及び/又は再輸出並びに(SBT 蓄養が管轄権の下で行われている場合)SBT の蓄養を許可されていない蓄養場への SBT の移送又は蓄養場間の移送及びそこから SBT の収穫を認めてはならない。
- 1.7 メンバー及び協力的非加盟国は、次の場合を除き、標識をとまわらない丸の状態の SBT について、国産品としての水揚げ、転載、輸出、輸入又は再輸出を認めてはならない。
  - 1.7.1 蓄養事業の場合、捕殺後 30 時間以内に標識が装着されることを条件に、標識なく SBT を水揚げすることができる。
  - 1.7.2 CCSBT 許可船記録に掲載されている船舶が船上に十分に標識を有していないという特別な状況においては、水揚げ時に標識を装着することができる。
  - 1.7.3 予期せぬ SBT の混獲で船上に標識がない又は十分でないという特別な状況においては、水揚げ時に標識を装着することができる。
- 1.8 標識が偶発的に外れ再装着できないという特別な状況においては、可及的速やかに、かつ、水揚げ、転載又は輸出の時点までに、代替の標識を装着しなければならない。
- 1.9 メンバー及び協力的非加盟国は、事務局長に対し、水揚げ後 7 日以内に、1.7.2、1.7.3 又は 1.8 に定められる特別な状況を報告しなければならない。報告により、特別な状況の詳細、標識装着された SBT の尾数及び 1.8 については元来(判明している場合)の標識番号及び新たな標識番号を提供しなければならない。
- 1.10 メンバー及び協力的非加盟国は、国産品の水揚げについて、少なくとも最初の販売時点まで標識が丸の状態の SBT に留まることを義務づけなければならない。その後も丸の状態の魚に標識が留まることを奨励しなければならない。

## 2. 必要となる登録

- 2.1 蓄養場記録が、許可された蓄養場を特定するため、事務局長によって作成、維持される。
- 2.2 事務局長によって維持される船舶記録により、許可船舶が特定される。
- 2.3 上記の許可登録に含まれない船舶及び/又は蓄養場の情報が記録されている CCSBT CDS 文書は、本制度の目的に対する有効な文書と見なされない。

## 3. 必要となる文書及び情報

- 3.1 CCSBT CDS 文書は、次のとおり。
  - 3.1.1 蓄養活け込み様式－SBT の漁獲、曳航及び蓄養の情報を記録。
  - 3.1.2 蓄養移送様式－蓄養場間の SBT の移送の情報を記録。

- 3.1.3 漁獲モニタリング様式—予期せぬ漁獲を含め、蓄養の有無にかかわらず、すべての SBT の漁獲、水揚げ、転載、輸出及び輸入の情報を記録。
- 3.1.4 漁獲標識様式—CDS の一環として標識装着された個別魚の情報を記録。
- 3.1.5 再輸出又は国産品水揚げ後の輸出様式—漁獲モニタリング様式によって、すでに最初の国産品の水揚げ時点又は輸入時点まで追跡されており、その後全量又は一部を輸出又は再輸出される SBT の情報を記録。
- 3.2 3.1 に定められる CCSBT CDS 文書に含まれるべき情報と関連する指示事項は、別添 1A—D。
- 3.3 承認された様式の採択後は、翻訳の追加といった最小限の変更のみ認められる。情報欄が該当しないという場合を除き、標準様式から情報欄を削除することは認められない。
- 3.4 3.3 に従い変更が加えられた文書は、メンバー、協力的非加盟国及び SBT の水揚げ、転載、輸入、輸出又は再輸出に関与していることが知られている非加盟国に配布するため、事務局長に提供されなければならない。
- 3.5 様式及び様式の内容に関する大幅な変更は、CCSBT 遵守委員会からの勧告に基づき、委員会がその年次会合で合意した場合のみ認められる。
- 3.6 CCSBT CDS 文書は、固有の番号が付されていなければならない。

#### 4. 標識装着

- 4.1 メンバー及び協力的非加盟国は、次の場合を除き、捕殺時、丸の状態の SBT に SBT 標識を付することを義務づけなければならない。
  - 4.1.1 蓄養事業の場合、捕殺後 30 時間以内に標識を付することができる。
  - 4.1.2 CCSBT 許可船記録に掲載されている船舶が船上に十分に標識を有していないという特別な状況においては、水揚げ時に標識を付することができる。
  - 4.1.3 予期せぬ混獲で船上に標識がない又は十分でないという特別な状況においては、水揚げ時に標識を付することができる。
- 4.2 3.1.4 のとおり、漁獲標識様式は、個別の SBT について関連する標識情報が記録される。漁獲標識様式は、捕殺時以降できる限り速やかに記入されなければならない。体長及び重量の測定は、SBT の凍結前に実施されなければならない。船上において測定が正確に実施できない場合、測定及び関連する漁獲標識様式への記入が SBT のさらなる移送の前に行われることを条件に、水揚げ又は転載の時点で行うことができる。

- 4.3 完成した漁獲標識様式は、旗国であるメンバー及び協力的非加盟国に提供され、漁獲標識様式の情報、四半期ごと、電子媒体を通じ、事務局長に対し、提出されなければならない。
- 4.4 標識装着計画は、別添 2 に定められた手続き及び情報に関する最低基準を満たさなければならない。
- 4.5 メンバー及び協力的非加盟国は、SBT 標識の許可されない使用を禁止しなければならない。

## 5. 確認

- 5.1 CCSBT CDS 文書は、規則に則り、次に該当する者によって、確認されなければならない。
  - 5.1.1 国産品の水揚げについては、漁獲した船舶の旗国であるメンバー又は協力的非加盟国の政府職員。
  - 5.1.2 CCSBT の大型漁船の転載に対する計画創設に関する決議に基づくすべての SBT の転載については、かかる決議が求めるオブザーバー。
  - 5.1.3 すべての SBT の輸出又は再輸出については、輸出又は再輸出するメンバー又は協力的非加盟国の政府職員。
- 5.2 CDS 文書の確認権限は、該当する国/漁業主体の政府職員から権限を付与された者に委任することができる。委任された者を利用するメンバー及び協力的非加盟国は、事務局長に対し、かかる委任に関する正規の写しを提出しなければならない。CCSBT CDS 文書を証明する者は、当該文書を確認する者と同じであってはならない。
- 5.3 メンバー及び協力的非加盟国は、事務局長に対し、確認に関する情報を提供しなければならない(政府職員及び個人が CCSBT CDS 文書の確認を行う権限を行使するよりも前に、確認のタイプ、文書の確認を行う組織の名称、文書の確認を行う政府職員の氏名、肩書き及び署名、封印又は印鑑の印影見本及び代理権を有するすべての者のリストを含む)。メンバー及び協力的非加盟国は、事務局長に対し、変更について時宜を得た方法で通知しなければならない。
- 5.4 事務局長は、5.3 に定められた情報の維持、更新を行い、それをすべてのメンバーに提供し、変更については遅滞なく回章する。
- 5.5 メンバー及び協力的非加盟国は、3.1 に定められる CCSBT CDS 文書のうち、完全でないもの、明らかに誤った情報が記載されているもの又は本決議の求めるとおり確認されていないものについて、確認をしてはならない。
- 5.6 メンバー又は協力的非加盟国は、転載、国産品の水揚げ、輸出、輸入又は再輸出において、当該 SBT の貨物に必要なとされる文書の一部又はすべてがともなわれていない場合、様式において必要とされる情報欄



の記載に不備がある場合又は様式が本決議の求めるとおり確認されていない場合、いかなる SBT も受け入れてはならない。

- 5.7 全量又は一部が標識の装着されていない丸の状態の SBT からなる貨物について、転載、国産品の水揚げ、輸出(国産品の水揚げ後の輸出を含む)、輸入又は再輸出(ただし、別添 2 のとおり、SBT がさらに加工され標識が必要でなくなった場合を除く)の確認又は受け入れをしてはならない
- 5.8 メンバー及び協力的非加盟国は、CDS 文書に含まれる情報を確認するために必要な範囲で、船舶、水揚げ及び可能であれば市場に対する検査を含む監査を適正な水準で実施しなければならない。
- 5.9 メンバー及び協力的非加盟国は、5.8 に従い実施した監査の種類及びカバー率並びに遵守の程度に関する詳細を、SBT 漁業に関する年次報告に含めなければならない。

## 6. 情報交換及びデータの機密性保護

- 6.1 メンバー及び協力的非加盟国は、受領したすべての CCSBT CDS 文書原本を保持しなければならない。メンバー及び協力的非加盟国は、発行した CCSBT CDS 文書の写しについても保持しなければならない。これら CDS 文書の写しは、四半期ごとに事務局長に送付されなければならない(漁獲標識様式<sup>2</sup>を除く)<sup>3</sup>。
- 6.2 事務局長は、CDS 文書の原資料を電子データベースに蓄積しなければならない。事務局長は、かかるデータベースにおける原資料の機密性を確保し、国/漁業主体に対しては、当該国/漁業主体が確認した CCSBT CDS 文書に関する原資料のみ提供する。国/漁業主体が他の国/漁業主体に関係する CCSBT CDS 文書を求めた場合、事務局長は、後述の取極によってのみかかるデータを公開できる。
- 6.3 事務局長は、CCSBT CDS を通じて収集されたデータについて、7月1日から12月31日までの期間のものについては翌年6月1日までに、1月1日から6月30日までの期間のものについては同年12月1日までに、拡大委員会に報告しかつすべてのメンバー及び協力的非加盟国に回章しなければならない。かかる報告書に含まれる情報は、別添 3 に定める。事務局長は、メンバーの指定する当局にのみ、かかる報告書の写しを電子媒体にて提供しなければならない。
- 6.4 事務局長は、次により構成される報告書を CCSBT ウェブ・サイトのパブリック・エリアに掲載する。
  - 旗国である国/漁業主体
  - 収穫年
  - 製品の仕向地(国産品の水揚げを含む)
  - 漁具コード

<sup>2</sup> 漁獲標識様式に提供すべき情報の要件は、4.3 に定められている。

<sup>3</sup> 様式原本の写し又は様式のすべての情報を含む電子様式のいずれか。

○ 正味重量

- 6.5 科学委員会、遵守委員会又はその他の委員会補助機関の要求がある場合、事務局長は、委員会の同意を得て、CCSBT CDSにより収集されるデータについて、6.3に定められるところよりも頻繁又は詳細なものを、当該機関に対し、提供しなければならない。
- 6.6 事務局長は、6.1により提供されたデータを分析のうえ、確認された相違を関係のあるメンバー又は協力的非加盟国に通知しなければならない。

**7. CDS 文書の確認**

- 7.1 メンバー及び協力的非加盟国は、その権限のある当局又はその他権限を付与された者もしくは機関が、その領土に国産品として水揚げされる、その領土へ輸入される、その領土から輸出又は再輸出される SBT の貨物を確認し、SBT の貨物について確認された CCSBT CDS 文書を検査するための措置を講じることを確保しなければならない。当局又は許可を付与された個人もしくは機関は、CCSBT CDS 文書及び関連する文書に記載された情報を確認するために、貨物の内容物を検査できるものとし、必要であれば、関係する業者とともに確認を実施しなければならない。
- 7.2 メンバー及び協力的非加盟国は、情報を精査し、CDS 報告書における情報について、事務局長からのデータとの比較により確認された不調和を含め、確認された不正行為を調査、解決しなければならない。その他のことについても、メンバー及び協力的非加盟国は、入手可能な情報を利用し、6.3に基づく事務局長による報告書の照合を行わなければならない。
- 7.3 メンバー及び協力的非加盟国は、次のいずれかに該当する SBT の貨物について、事務局長並びに関係するメンバー及び協力的非加盟国に対し、可及的速やかに通報しなければならない。
- 7.3.1 関連する CDS 文書に含まれる情報に疑義がある場合。
- 7.3.2 CCSBT CDS 文書が不完全、行方不明又は確認されていない場合。
- 7.4 メンバー及び協力的非加盟国は、7.1及び7.2に規定される懸念事項を国内法に従い精査、調査及び解決するため、関連当局と協力するとともに必要なすべての手段を講じ、事務局長による委員会への報告書に含めるため、その結果を事務局長に通知しなければならない。
- 7.5 遵守委員会は、6.3及び6.4の事務局長によってとりまとめられた要約情報を、確認された不正行為及び不調和並びに7.3に基づき通報された調査の結果を含め、検討する。
- 7.6 委員会は、遵守委員会の勧告を受けて、確認調査の結果に関連して必要となる対応を検討することができる。かかる対応には、ここに記載

される遵守措置又は関連する他の遵守措置の見直しを含むが、それに限定されるものではない。

- 7.7 メンバー及び協力的非加盟国は、CDS 文書が偽造されないこと及び/又は誤った情報を含まないことを確保するために、協力しなければならない。

## 8. 情報へのアクセス及び保護

- 8.1 メンバー及び協力的非加盟国の国内法令により、CCSBT CDS から作成される情報は、機密情報として扱われなければならない、CCSBT の目的に適う形で又は委員会が合意するその他の目的のためにのみ使用することができる。
- 8.2 漁獲の確認手続きを支援するために、必要に応じて、メンバー及び協力的非加盟国は、漁獲追跡情報の流れが正当なものであることを確認し不調和を解消するために、必要な支援情報及び関連する証拠を交換することに合意する。

## 9. 実施及びレビュー

- 9.1 本決議は、2010年1月1日から発効する<sup>4</sup>。同日以降、CCSBTが2000年6月1日に採択したCCSBTみなまぐる統計証明制度に代わるものとなる。2010年1月1日以前に漁獲されたSBTについては、CDSの標識装着要件は2010年6月30日まで免除することができ、CCSBT CDS文書は最も実際的な方法で記入しなければならない。
- 9.2 遵守委員会は、2011年会合までに本決議のレビューを行い、実施上の問題、長所及び弱点を特定し、本決議の改善の選択肢及びその選択肢を支持する手続を拡大委員会会合で勧告する。レビューには、メンバー及び協力的非加盟国により報告された標識の破損又は紛失並びに1.8及び1.9において使用を免除した程度に関する懸念事項が含まれる。以降のレビューの日程については、その時に合意する。
- 9.3 事務局長は、遵守委員会によるレビューを補佐するために、電子書類及び魚の標識に関連する利用可能な技術をモニターする。

---

<sup>4</sup> 日本は、2009-10 漁業年末(2010年3月31日)まで、その現行標識制度を利用することができる。

別添 1A

蓄養活け込み様式 (例)

文書番号		CCSBT CDS 蓄養活け込み様式			
<b>A. 漁獲した船舶の部</b>					
1. 船名	登録番号	船籍がおかれる国/漁業主体			
漁獲時期		漁獲水域			
<b>B. 曳航の部</b>					
2. 船名	登録番号	船籍がおかれる 国/漁業主体	曳航開始年月日		
<b>3. 曳航中の死亡魚に関する詳細</b>					
曳航いけす数	開始日-終了日	死亡尾数	死亡魚の重量		
<b>C. 蓄養移送の部</b>					
SBTの蓄養を行う 団体	移送期間	魚の平均重 量	推定方法	全重量(kg)	尾数
<b>確認</b>					
割当所有者による証明 私は、私の最良の知見及び確信に照らし、上記にリストされた報は完全で、正しく、誤りがないことを証明する。					
氏名及び肩書き		署名	日付		
<b>8. 当局による確認</b> 私は、私の最良の知見及び確信に照らし、上記にリストされた情報は完全で、正しく、誤りがないことを確認する。					
氏名及び肩書き		署名	日付		

## 蓄養活け込み様式に関する指示事項

### 文書番号

原産する国/漁業主体により割り当てられた固有の文書番号。

### 漁獲した船舶の部

漁獲した船舶の船籍がおかれる国/漁業主体を記入。

漁獲した船舶の名称及び船舶登録番号を記入。

操業期間を記入。

SBTの統計海区(1から10及び14から15)又はその他の海域(11から13)を使用して漁獲位置を記入。

### 曳航の部

漁獲した船舶からの魚の曳航を行う船舶の名称、船舶登録番号及び旗国を記入。

曳航中の死亡魚の尾数及び死亡魚の推定重量を曳航船ごとに記入。

1曳航いけすに1隻を超える数の漁獲した船舶から魚を収容する場合、死亡魚の尾数は船舶間で等しいものとして扱われる。

商業的販売のために水揚げされる曳航中に発生した死亡魚は、CDS様式が添付されなければならない。

### 蓄養移送の部

蓄養を行う団体の名称を記入。

推定に使用した方法を示す。

受けとった魚の詳細は、計測により確認された情報を含むものとする。

### 確認

文書に署名する政府職員の氏名及び肩書きを記入。政府職員は、蓄養用地がおかれる船籍がおかれる国/漁業主体の権限ある当局の職員でなければならない。

## 蓄養移送様式

文書番号	CCSBT CDS 蓄養移送様式		
<b>A. 移送しようとする蓄養場</b>			
1. SBT の蓄養を行う団体		船籍がおかれる国/漁業主体	
<b>B. 曳航の部</b>			
2. 船名	登録番号	船籍がおかれる国/漁業主体	曳航年月日
推定尾数		推定重量	
<b>C. 受けとろうとする蓄養場</b>			
1. SBT の蓄養を行う団体		船籍がおかれる国/漁業主体	
<b>確認</b>			
移送しようとする蓄養場による証明 私は、私の最良の知見及び確信に照らし、上記にリストされた情報は完全で、正しく、誤りがないことを証明する。			
氏名及び肩書き		署名	日付
受けとろうとする蓄養場による証明 私は、私の最良の知見及び確信に照らし、上記にリストされた情報は完全で、正しく、誤りがないことを証明する。			
氏名及び肩書き		署名	日付

別添 1B

漁獲モニタリング様式 (例)

文書番号		CCSBT CDS 漁獲モニタリング様式 <input type="checkbox"/> Wild Harvest <input type="checkbox"/> Farmed 天然                                  蓄養				
1. 漁獲標識文書番号						
_____						
_____						
_____						
<b>漁獲の部: (天然魚対象漁業のみ)</b>						
2. 船籍がおかれる国/漁業主体 _____						
3. 船舶の名称及び登録番号 _____						
_____						
<b>蓄養の部</b>						
4. 蓄養場許可番号						
5. 蓄養場の名称及び位置						
6. 関連する蓄養活け込み様式の文書番号						
<b>製品の詳細</b>						
7. 魚の詳細						
製品(a) F/FR	タイプ(b) RD/GG/DR/ FL/OT	収穫時期 (月/年)	漁具コード	漁獲海域(c)	製品重量 (kg)	尾数 (RD、GG 又 は DR の場合)
(a): F=生鮮, FR=冷凍						
(b): RD=丸, GG=えらはら抜き, DR=ドレス, FL=フィレ, OT=その他 (製品のタイプ及び使用した変換係数を記載する; _____)						
(c): SBT の統計海区(1~10 及び 14~15)又はその他の海域(11~13)						
8. 加工施設(該当する場合)						
名称及び住所						
<b>漁獲/収穫の確認</b>						
9. 当局による確認(転載の場合、10.漁獲した船舶の船長による確認のみを記入) 私は、私の最良の知見及び確信に照らし、上記にリストされた情報は完全で、正しく、誤りがないことを確認する。						
氏名及び肩書き		署名		日付		公印
10. 転載の場合のみ: 漁獲した船舶の船長による確認 私は、私の最良の知見及び確信に照らし、上記にリストされた情報は完全で、正しく、誤りがないことを証明する。						
氏名及び肩書き		署名		日付		

文書番号(続き)		CCSBT CDS 漁獲モニタリング様式				
製品の間接仕向地: (該当する場合、1を超える数の選択も可能)						
11. 転載 <input type="checkbox"/>		輸出 <input type="checkbox"/>				
<b>A. 転載の部</b>						
12. 受けとろうとする船舶の名称及び登録番号						
13. 受けとろうとする船舶の船籍がおかれる国/漁業主体						
14. 私は、私の最良の知見及び確信に照らし、上記にリストされた情報は完全で、正しく、誤りがないことを証明する。   受けとろうとする船舶の船長 氏名 住所 署名 日付						
<b>転載の確認(洋上転載の場合)</b>						
15. オブザーバーによる確認 私は、私の最良の知見及び確信に照らし、上記にリストされた情報は完全で、正しく、誤りがないことを確認する。 氏名及び肩書き 署名 日付						
16. 関連する転載様式の文書番号の記録						
<b>B. 輸出の部</b>						
17. 魚の詳細(セクション7と同一の場合、省略)						
製品 (a) F/FR	タイプ (b) RD/GG/DR/ FL/OT	収穫時期 (月/年)	漁具コード	漁獲海域(c)	製品重量 (kg)	尾数 (RD、GG 又は DR の場合)
(a): F=生鮮, FR=冷凍						
(b): RD=丸, GG=えらはら抜き, DR=ドレス, FL=フィレ, OT=その他 (製品のタイプ及び使用した変換係数を記載する; _____)						
(c): SBT の統計海区(1~10 及び 14~15)又はその他の海域(11~13)						
18. 輸出地点(市、州又は県及び国/漁業主体)						
19. 輸出業者の証明 私は、私の最良の知見及び確信に照らし、上記にリストされた情報は完全で、正しく、誤りがないことを証明す む。 氏名及び肩書き 署名 日付 許可番号						
<b>輸出確認</b>						
20. 当局による確認 私は、私の最良の知見及び確信に照らし、上記にリストされた情報は完全で、正しく、誤りがないことを確認す む。 氏名及び肩書き 署名 日付 公印						



製品の最終仕向地

21. 国産品の水揚げ  輸入/輸出

**A.国産品水揚げの部**

22. 私は、私の最良の知見及び確信に照らし、上記にリストされた情報は完全で、正しく、誤りがないことを証明する。

国内販売の証明

名称	住所	署名	日付
----	----	----	----

---

1 を超える数の買主がいる場合、記入。1 を超える数の買主がいる場合、買主ごとの SBT の重量を記録。

名称	住所	署名	日付
----	----	----	----

名称	住所	署名	日付
----	----	----	----

名称	住所	署名	日付
----	----	----	----

**B.輸入の部**

23. 私は、私の最良の知見及び確信に照らし、上記にリストされた情報は完全で、正しく、誤りがないことを証明する。

輸入業者の証明(積荷の最終仕向地)

名称	住所	署名	日付
----	----	----	----

輸入の最終地点: 市\_\_\_\_\_ 州又は県\_\_\_\_\_

国/漁業主体\_\_\_\_\_

## 漁獲モニタリング様式に関する指示事項

様式の記入に CCSBT 公用語(英語及び日本語)以外の一言語が使用される場合は、書類上に英訳又は和訳を追加すること。

### 文書番号

原産する国/漁業主体により割り当てられた固有の文書番号。

1. 漁獲標識様式の文書番号  
関連する標識様式の文書番号を記録する。

### 漁獲の部

2. 漁獲した船舶の船籍がおかれる国又は漁業主体を記入する。
3. 漁獲した船舶の名称及び船舶登録番号を記入する。

### 蓄養の部

4. 蓄養場許可番号  
CCSBT の蓄養場許可リストに登録されている番号を記入する。
5. 蓄養場の名称及び位置  
みなみまぐろが収穫された蓄養場の名称及び位置を記入する。
6. 関連する蓄養活け込み様式の文書番号

### 製品の詳細

7. 魚の詳細  
出荷される SBT について、次の情報により、最も高い精度で記載しなければならない。注：1つの製品形態について1行を使用すること。

- (i) 製品：出荷される製品の形態を、生鮮(F)又は冷凍(FR)で特定する。
- (ii) タイプ：出荷される製品のタイプを、丸(RD)、えらはら抜き(GG)、ドレス(DR)、フィレ(FL)又はその他(OT)で特定する。その他の場合は、製品のタイプを記載する。

メンバー又は協力的非加盟国は、事務局長に対し、製品の状態及び使用している変換係数を通知しなければならない。

- (iii) 収穫時期：出荷されるみなみまぐろが収穫された時期(年月)を記入する。蓄養魚の場合は、最初に収穫された時点ではなく、捕殺の時点が適用される。
- (iv) 漁具コード：次のリストを使用して、みなみまぐろを収穫するために使われた漁具の種類を特定する。その他のタイプの場合には、漁具のタイプを記載する。蓄養魚の場合には、“蓄養”と記入する。

<u>漁具コード</u>	<u>漁具のタイプ</u>	
BB	Baitboat	竿釣り
GILL	Gillnet	刺し網

HAND	Handline	手釣り
HARP	Harpoon	鉾
LL	Longline	はえ縄
MWT	Mid-water Trawl	中層トロール
PS	Purse Seine	まき網
RR	Rod and Reel	ひき縄 (Rod and Reel)
SPHL	Sport Handline	遊漁手釣り
SPOR	Sport Fisheries Unclassified	その他の遊漁
SURF	Surface Fisheries Unclassified	その他の表層漁業
TL	Tended Line	樽流し
TRAP	Trap	定置網
TROL	Troll	ひき縄(Troll)
UNCL	Unspecified Method	不詳
OT	Other Type	その他

(v) 漁獲海域：みなみまぐろが収穫された海域を CCSBT 統計海区を使用して特定する。蓄養魚の場合には、この項目を記入する必要はない。

(vi) 製品重量：キログラム単位での製品重量；蓄養魚の場合には、蓄養後の製品の重量を記入する。

(vii) 尾数：タイプが RD、GG 又は DR の場合には、尾数を記入する。

## 8. 加工施設

出荷されるみなみまぐろを加工した加工施設の名称及び所在地を記入する(該当する場合)。

## 漁獲/収穫の確認

### 9. 当局による確認

文書に署名する政府職員の氏名及び肩書きを記入。政府職員は、文書に記載されたみなみまぐろを収穫した船舶の旗国である国/漁業主体の権限ある当局の職員でなければならない。メンバー又は協力的非加盟国について、この要件は、船籍がおかれる国/漁業主体の当局により正規に委任された組織でも満たされうる。委任された組織を利用するメンバーは、事務局長に対し、かかる委任に関する文書の正規の写しを提出しなければならない。

10. 転載の場合には、様式が受けとろうとする船舶に転載される魚の正確な記録を反映していることを確認するために、漁獲した船舶の船長がこのセクションを記入しなければならない。

## 製品の間接仕向地

11. 製品の間接仕向地が転載及び/又は輸出であることを示す。

## A. 転載の部

12. みなみまぐろを受けとろうとする船舶の船長によって、受けとろうとする船舶の名称及び登録番号が記入される。

13. みなみまぐろを受けとろうとする船舶の船長によって、旗国である国/漁業主体が記入される。

14. 受けとろうとする船舶の船長が、氏名、住所、署名及び日付を記入し、転載の記録として提供された情報が真実で正しいことを証明する。

### 転載確認

15. 当局/オブザーバーによる確認

転載が CCSBT の大型漁船の転載に対する計画創設に関する決議の適用対象の場合、オブザーバーは、本セクションを記入しなければならない。

16. 関係する転載様式の文書番号を記録する。

### A. 輸出の部

17. 本様式の項目 7 と同様に魚の詳細を記入する。注: 様式の本項目(17)は、本様式の最終版から削除できる。

18. 輸出地点(市、州又は県及び国/漁業主体)

みなみまぐろが輸出される市、州又は県及び国/漁業主体を記入。まぐろが国内市場へ販売された場合、空白とする。

19. 輸出業者は、氏名、住所、日付を記入のうえ署名し、輸出される積荷に関する情報(即ち、様式が輸出物を正確に記録していること)を証明する。

### 輸出確認

20. 当局による確認

書類に署名する政府職員の氏名及び役職を記入。政府職員は、文書に記載されたみなみまぐろを収穫した船舶の旗国である国/漁業主体の権限ある当局の職員でなければならない。委員会メンバーについて、この要件は、船籍がおかれる国/漁業主体の当局により正規に委任された組織でも満たされうる。委任された組織を利用するメンバーは、事務局長に対し、かかる委任に関する文書の正規の写しを提出しなければならない。

### 製品の最終仕向地

21. 製品の最終仕向地が国産品の水揚げ又は輸出のいずれかを示す。

### A. 国産品水揚げの部

22. 国内で販売することを目的として国内船舶からみなみまぐろを受けとる人又は会社は、氏名/名称、住所、署名及びみなみまぐろを受けとった日付を記入する。買主は、氏名/名称、住所、署名及びみなみまぐろを受けとった日付を記入する。1 を超える数の買主がいる場合、買主ごとの SBT の重量を記録する。

### B. 輸入の部

23. みなみまぐろを輸入する個人又は会社は、氏名/名称、住所、署名、みなみまぐろが輸入された日付及び輸入の最終地点を提供しなければならない。これは中間国への輸入を含む(該当する場合)。生鮮、冷蔵の製品については、輸入業者の署名は、当該輸入業者から正式に署名の委任を受けた通関取り扱い業者の職員によるもので代えることができる。

## 再輸出又は国産品水揚げ後の輸出様式

(例)

“再輸出”は、必要に応じて、国産品の水揚げ後の輸出を含むものと解釈される。

文書番号	CCSBT CDS 再輸出又は国産品水揚げ後の輸出様式 積荷の全量 <input type="checkbox"/> 積荷の一部 <input type="checkbox"/>			
先行する文書の様式番号(即ち、漁獲モニタリング様式又は再輸出又は国産品水揚げ後の輸出様式)				
<b>再輸出の部</b>				
1. 再輸出する国/漁業主体				
2. 輸出地点(市、州又は県及び国/漁業主体)				
3. 加工施設(該当する場合) 名称及び住所				
4. (輸入)魚の詳細				
製品(a) F/FR	タイプ(b) RD/GG/DR/FL/OT	重量 (kg)	船籍がおかれる 国/漁業主体	輸入年月日
(a) F=生鮮, FR=冷凍 (b) RD=丸, GG=えらはら抜き, DR=ドレス, FL=フィレ, OT=その他 (製品のタイプを記載; _____)				
5. 添付された標識番号(該当する場合) 添付 <input type="checkbox"/>				
6. 再輸出される魚の詳細				
製品(a) F/FR	タイプ(b) RD/GG/DR/FL/OT	重量 (kg)		
(a) F=生鮮, FR=冷凍 (b) RD=丸, GG=えらはら抜き, DR=ドレス, FL=フィレ, OT=その他 (製品のタイプを記載; _____)				
7. 再輸出証明 私は、私の最良の知見及び確信に照らし、上記にリストされた情報は完全で、正しく、誤りがないことを証明する。 名称 住所 署名 日付				
8. 当局による確認 私は、私の最良の知見及び確信に照らし、上記にリストされた情報は完全で、正しく、誤りがないことを確認する。				

氏名及び肩書き

署名

日付

公印

**輸入の部**

9.輸入の部 私は、私の最良の知見及び確信に照らし、上記にリストされた情報は完全で、正しく、誤りがないことを証明する。

輸入業者証明(積荷の最終仕向地)

名称

住所

署名

日付

輸入の最終地点: 市 \_\_\_\_\_ 国又は県 \_\_\_\_\_ 国/漁業主体

注 1:再輸出の部を確認する機関/個人は、CCSBTCDS 文書の原本の写しを確認しなければならない。確認された CCSBT CDS 文書の原本の写しは、再輸出又は国産品水揚げ後の輸出(RELDP)様式に添付されなければならない。みなまぐろが2を超える数の回数再輸出される際、すべての確認された関係する RELDP 様式の写しが、RELDP 様式に添付されなければならない。

注 2: 様式の記入に英語及び日本語以外の言語が使用される場合は、当該文書上に英訳又は和訳を追加すること。



CCSBT のメンバー及び協力的非加盟国による標識装着計画にかかる  
手続き及び情報に関する最低基準

*SBT 標識制度に関する一般要件*

1. 決議の 1.7 及び 1.8 のとおり、SBT 標識は、魚の死骸が丸の状態である  
うちは、個別の魚に残存していなければならない。洗浄、えらはら抜き、  
冷凍、鰭、鰓板及び尾の除去並びに頭部又は頭部の一部の除去を行っても魚は丸の状態のままである。フィレ又はロイン加工といった過程を経た場合、丸の状態とは見なされない。
2. メンバー及び協力的非加盟国は、SBT 標識が再使用できないことを確実にする措置を講じるものとする。

*SBT 標識の仕様*

3. SBT 標識は、次の最低基準を満たさなければならない。
  - a. 容易に読み取れる様式で、事前に記録された固有の標識番号を持つ。
  - b. 標識の番号は、旗国固有の識別子及び漁業年の識別子を含まなければならない。(例：NZ-2008-000001)
  - c. SBT にしっかりと固定することが可能。
  - d. 再使用ができず、不正加工を防ぎかつ偽造又は複製の恐れがない。
  - e. 少なくともマイナス 60°C、海水及び手荒い扱いに耐えられる。
  - f. 食品安全性がある。

*標識関連情報に関する一般要件*

4. メンバー及び協力的非加盟国は、SBT を漁獲又は蓄養することを許可した組織に配布した SBT 標識を記録しなければならない。
5. 個別の標識に関連して、メンバー及び協力的非加盟国は、自国の船舶及び経営者並びに関係当局が報告に関する手続き及び様式を持ち、個別の SBT に関する漁獲月、漁獲海区、漁獲方法並びに体重及び体長を含む、必要とされる標識情報が収集されることを確保しなければならない。



6. 本決議のセクション5から9におけるCCSBT CDS決議のすべての要件が、標識装着計画を実施するメンバー及び協力的非加盟国における標識装着に関する文書及び情報に適用される。

拡大委員会への 6 ヶ月報告書の内容

(作成中、その後拡大委員会により合意される)

**REVISED CDS FORMS**



## CATCHING VESSEL SECTION

Name of Catching Vessel	Registration Number	Flag State/Fishing Entity
Date Range of Fishing		CCSBT Statistical Area of Fishing
First	Last	

## TOWING SECTION

Name of Towing Vessel	Registration Number	Flag State/Fishing Entity	Date Tow Commenced

### Description of Mortalities during Towing

Number of tow cages	Date Range		Number of Mortalities	Weight of Mortalities (kg)
	First	Last		

## FARM TRANSFER SECTION

Name of SBT Farm	Date Range of Transfers		Average Weight of Fish (kg)	Method of Weight Estimation	Total Weight (kg)	Number of Fish
	First	Last				

## VALIDATION SECTION

**Certification by Quota Holder:** I certify that the above information is complete, true and correct to the best of my knowledge and belief.

Name	Signature	Date

**Validation by Authority:** I validate that the above information is complete, true and correct to the best of my knowledge and belief.

Name and Title	Signature	Date

OFFICIAL SEAL



**This form is to be completed by the authority of the State/Fishing Entity that holds the national quota allocation against which these SBT have been taken. This form must be completed at the end of the fishing season and before the SBT are recorded on a Catch Monitoring Form.**

If a language other than one of the CCSBT official languages (English and Japanese) is used in completing the form, please add the English or Japanese translation on the Document.

The Farm Stocking Form has 4 main sections: (1) Catching Vessel; (2) Towing; (3) Farm Transfer; and (4) Validation

**All sections of this form must be completed**

The top of the form contains 1 additional piece of information that must always be completed. This is -

**Document Number:** Enter the unique document number that was allocated by the State/Fishing Entity of origin for this form.

### CATCHING VESSEL SECTION

**Name of Catching Vessel:** Enter the name of the catching vessel.

**Registration Number:** Enter the Registration Number of the catching vessel.

**Flag State / Fishing Entity:** Enter the Flag State or Fishing Entity of the catching vessel.

**Date Range of Fishing:** Enter dates for the First and Last day of fishing.

**CCSBT Statistical Area of Fishing:** Enter the area in which the southern bluefin tuna were caught using the main CCSBT Statistical Areas (1 to 10 and 14 to 15) or the other CCSBT Statistical Areas areas (11 to 13) where there is no corresponding main area.

**Where fish have been placed in a tow cage by more than one catching vessel, the number and weight of mortalities and the number and weight of SBT transferred to each farm are to be equally proportioned between the vessels.**

### TOWING SECTION

**NOTE: One row shall describe one Towing Vessel.**

**Name of Towing Vessel:** Enter the name of the Towing vessel.

**Registration Number:** Enter the Registration Number of the Towing vessel.

**Flag State / Fishing Entity:** Enter the Flag State or Fishing Entity of the Towing vessel.

**Date Tow Commenced:** Enter the date on which the towing commenced.

#### Description of Mortalities during Towing

Information for the total mortalities that occurred during all tows should be recorded.

**Number of Tow Cages:**

**Date Range:**

**Number of mortalities:** Enter the total number of mortalities that occurred.

**Weight of mortalities (kg):** Enter the total weight (kg) of all mortalities that occurred.

**\* Note that any mortalities that occur during a tow that are landed for commercial sale must be accompanied by relevant CDS forms.**

### FARM TRANSFER SECTION

**Name of SBT Farm:** Enter the name of the SBT farm to which SBT were transferred.

**Date Range of transfers:** Enter dates for the First and Last days of transfer.

**Average Weight (kg) of fish:** Enter the average weight (kg) of all fish transferred.

**Method of weight estimation:** Enter the method used to estimate the average weight. Use 40FS for the 40 fish sampling method. For other methods, codes will be provided as they are developed.

**Total Weight (kg):** Enter the total verified weight (kg) for all fish transferred.

**Number of Fish:** Enter the total number of fish transferred, verified from the fish count.

### VALIDATION SECTION

**Certification by Quota Holder:** The Quota holder shall complete this section, with his/her full name, signature and date to certify that the form correctly records the fish that were transferred to the farm(s).

**Validation by Authority:** Enter the name and full title of the official<sup>1</sup> signing the document, together with the signature of the official, date (dd/mm/yyyy) and official seal.

<sup>1</sup> The official must be in the employment of, or delegated by, the competent authority of the Member, or Co-operating Non-Member where the farm sites are located. The Member or Co-operating Non-Member which utilizes a delegated entity shall submit a certified copy of such delegation to the Executive Secretary.



**• TRANSFERRING SECTION**

CCSBT Farm Serial Number	Name of Transferring Farm	State/Fishing Entity

**• TOWING SECTION**

Name of Towing Vessel	Registration Number	Flag State/Fishing Entity	Date of Tow

Estimated Weight (kg) of Fish	Estimated Number of Fish

**• RECEIVING SECTION**

CCSBT Farm Serial Number	Name of Receiving Farm	State/Fishing Entity

**• CERTIFICATION SECTION**

**Certification by Transferring Farm:** I certify that the above information is complete, true and correct to the best of my knowledge and belief.

Name	Signature	Date

**Certification by Receiving Farm:** I certify that the above information is complete, true and correct to the best of my knowledge and belief.

Name	Signature	Date



**This form is to be issued by the State/Fishing Entity that holds the national quota allocation against which these SBT have been taken.**

**This form must accompany each transfer of SBT between farms and a copy of the form must be provided to the issuing State/Fishing Entity.**

If a language other than one of the CCSBT official languages (English and Japanese) is used in completing the form, please add the English or Japanese translation on the Document.

The Farm Transfer Form has 4 main sections: (1) Transferring Section; (2) Towing Section; (3) Receiving Section; and (4) Certification Section. All sections of this form must be completed

The top of the form contains 1 additional piece of information that must always be completed. This is -

**Document Number:** Enter the unique document number that was allocated by the State/Fishing Entity of origin for this form.

### • TRANSFERRING SECTION

**CCSBT Farm Serial Number:** Enter the serial number of the farm as recorded on the CCSBT list of authorised farms.

**Name of Transferring Farm:** Enter the name of the SBT Farm that the fish are being transferred from.

**State / Fishing Entity:** Enter the State or Fishing Entity of the transferring farm.

### • TOWING SECTION

**Name of Towing Vessel:** Enter the name of the towing vessel.

**Registration Number:** Enter the Registration Number of the towing vessel.

**State / Fishing Entity:** Enter the Flag State or Fishing Entity of the towing vessel.

**Date of Tow:** Enter the date of the tow (dd/mm/yyyy).

**Estimated Weight (kg) of Fish:** Enter the estimated weight (kg) of the fish being transferred.

**Estimated number of fish:** Enter the estimated number of fish being transferred during the tow.

### • RECEIVING SECTION

**CCSBT Farm Serial Number:** Enter the serial number of the farm as recorded on the CCSBT list of authorised farms.

**Name of Receiving Farm:** Enter the name of the SBT Farm that is receiving the fish.

**Flag State / Fishing Entity:** Enter the State or Fishing Entity of the receiving farm.

### • CERTIFICATION SECTION

**Certification by Transferring Farm:** The representative of the transferring farm shall provide , his/her full name, signature and date (dd/mm/yyyy) to certify that the form correctly records the fish that are being transferred to the receiving farm.

**Certification by Receiving Farm:** The representative of the receiving farm shall provide , his/her full name, signature and date (dd/mm/yyyy) to certify that the form correctly records the fish that are being received from the transferring farm.



This Catch Monitoring Form consists of TWO (2) Pages. **Both pages MUST be provided.** This is Page 1

Catch Tagging Form Document Numbers	
-------------------------------------	--

**CATCH / HARVEST SECTION** - tick and complete only one part

<input type="checkbox"/>	<b>For Wild Fishery</b>	Name of Catching Vessel	Registration Number	Flag State/Fishing Entity
Or				
<input type="checkbox"/>	<b>For Farmed SBT</b>	CCSBT Farm Serial Number	Name of Farm	
Document Number(s) of associated Farm Stocking (FS) Form(s)				

Description of Fish						
Product: F (Fresh) / FR (Frozen)	Type: RD/GG/DR/FL/OT*	Month of Catch/Harvest (mm/yy)	Gear Code	CCSBT Statistical Area	Net Weight (kg)	Total Number of whole Fish (including RD,GG or DR)
* For Other (OT): Describe the Type of Product			* For Other (OT): Specify Conversion Factor			

Name of Processing Establishment (if applicable)	Address of Processing Establishment (if applicable)
--	---

Validation <b>by Authority (not required for transshipments at sea)</b> : I validate that the above information is complete, true and correct to the best of my knowledge and belief.		OFFICIAL SEAL
Name and Title	Signature	
	Date	

**INTERMEDIATE PRODUCT DESTINATION SECTION** - (only for transshipments and/or exports) - tick and complete required part(s)

<input type="checkbox"/>	<b>Transshipment</b>	Certification <b>by Master of Fishing Vessel</b> : I certify that the catch/harvest information is complete, true and correct to the best of my knowledge and belief.			
↑ And / Or ↓	Name	Signature	Date		
	Name of Receiving Vessel		Registration Number	Flag State/Fishing Entity	
	Certification <b>by Master of Receiving Vessel</b> : I certify that the above information is complete, true and correct to the best of my knowledge and belief.				
	Name	Signature	Date		
Certification <b>by Observer (only for transshipments at sea)</b> : I certify that the transshipment was observed according to the CCSBT rules for transshipment at sea.					
	Name	Signature	Date		

<input type="checkbox"/>	<b>Export</b>	<b>Point of Export</b>			← For transshipments on the high seas, enter the CCSBT Statistical Area instead of State/Fishing Entity and leave other fields blank
	City	State or Province	State/Fishing Entity		

Certification <b>by Exporter</b> : I certify that the above information is complete, true and correct to the best of my knowledge and belief.			
Name	Signature	Date	Licence No. / Company Name

Validation <b>by Authority</b> : I validate that the above information is complete, true and correct to the best of my knowledge and belief.		OFFICIAL SEAL
Name and Title	Signature	
	Date	

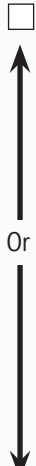




This Catch Monitoring Form consists of TWO (2) Pages. **Both pages MUST be provided.** This is Page 2

**FINAL PRODUCT DESTINATION SECTION - tick and complete only one destination**

Or




**Landing of Domestic Product for Domestic Sale**

Certification of Domestic Sale: I certify that the above information is complete, true and correct to the best of my knowledge and belief.

Name	Address	Date	Weight (kg)	Signature

**Import**

**Final Point of Import**

City	State or Province	State/Fishing Entity

Certification **by Importer:** I certify that the above information is complete, true and correct to the best of my knowledge and belief.

Name	Address	Date	Signature



## INSTRUCTION SHEET

This form is to be issued by the State/Fishing Entity that holds the national quota allocation against which these SBT have been taken.

This form (CMF) must accompany all transshipments, landings of domestic product, exports, imports and re-exports of SBT, and a copy of this form must be provided to the issuing State/Fishing Entity. The only exception is that exportation/import of fish parts other than the meat (i.e. head, eyes, roe, guts, tails) may be allowed without this document. Please note that:

- For farms, Farm Stocking Form(s) must have been produced by the State/Fishing Entity for all SBT on the CMF and the document number of those Farm Stocking Form(s) must be recorded on the CMF.
- Catch Tagging Form(s) must have been completed for all SBT on the CMF and copies must be provided to the issuing State/Fishing Entity. The document numbers of these Catch Tagging Form(s) must be recorded on the CMF.

If a language other than one of the CCSBT official languages (English and Japanese) is used in completing the form, please add the English or Japanese translation on the Document. The Catch Monitoring Form has 3 main sections: (1) Catch/Harvest; (2) Intermediate Product Destination; and (3) Final Product Destination. The Catch/Harvest and Final Product Destination sections must always be completed. However, the Intermediate Product Destination section only needs to be completed if the product is being exported and/or transhipped.

The top of the form contains 2 additional pieces of information that must always be completed. These are:

**Document Number:** Enter the unique document number that was allocated by the State/Fishing Entity of origin for this form.

**Catch Tagging Form Document numbers:** Enter the unique document number of each Catch Tagging Form that is associated with this form. If there is insufficient room to enter all document numbers, enter this information on a separate page and attach that page.

### CATCH HARVEST SECTION - tick and complete only one part

Tick the box to specify whether the catch is for the Wild fishery or for Farmed SBT.

You must complete the part of the Catch Harvest section corresponding to the box that you ticked, and then complete the remainder of the section.

#### For Wild Fishery - This should only be completed for the wild fishery (not for farmed SBT)

**Name of Catching Vessel:** Enter the name of the catching vessel.

**Registration Number:** Enter the Registration Number of the catching vessel.

**Flag State / Fishing Entity:** Enter the Flag State or Fishing Entity of the catching vessel.

#### For Farmed SBT- This should only be completed for farmed SBT

**CCSBT Farm Serial Number:** Enter the serial number of the farm as recorded on the CCSBT list of authorised farms.

**Name of Farm:** Enter the Name of the Farm.

**Document number(s) of the Associated Farm Stocking (FS) Form(s):** Enter the unique document number of each Farm Stocking Form that is associated with this form. If there is insufficient room to enter all document numbers, enter this information on a separate page and attach that page.

#### Description of Fish

All SBT described in this section must be sent to the Final Product Destination. Split shipments are not permitted, so if SBT are to go to two or more different destinations, a separate Catch Monitoring Form must be completed for the catch sent to each destination.

The shipment of SBT must be described, to the highest degree of accuracy using the following information.

**NOTE: One row shall describe one product type**

**Product:** Enter the type of product being shipped as either FRESH (F) or FROZEN (FR).

**Type:** Enter the type of product being shipped as either ROUND (RD), GILLED AND GUTTED (GG), DRESSED (DR), FILLET (FL) or OTHER form (OT). For OTHER, describe the type of product in the shipment.

**Month of Catch/Harvest (mm/yy):** Enter the month and year of harvest of the southern bluefin tuna; in the case of farmed fish, this applies to the month of kill, not the month of initial harvest.

**Gear code:** Identify the gear type that was used to harvest the southern bluefin tuna using the list below; for OTHER TYPE, describe the type of gear. In the case of farmed fish, write "FARM".

GEAR CODE	GEAR TYPE
BB	Baitboat
GILL	Gillnet
HAND	Handline
HARP	Harpoon
LL	Longline
MWT	Mid-water Trawl
PS	Purse Seine
RR	Rod and Reel
SPHL	Sport Handline
SPOR	Sport Fisheries Unclassified
SURF	Surface Fisheries Unclassified
TL	Tended Line
TRAP	Trap
TROL	Troll
UNCL	Unspecified Method
OT	Other Type

**CCSBT Statistical Area:** Enter the area in which the southern bluefin tuna were harvested using the main CCSBT Statistical Areas (1 to 10 and 14 to 15) or the other CCSBT Statistical Areas areas (11 to 13) where there is no corresponding main area. In the case of farmed fish, it is not necessary to fill in this column. A map showing the statistical areas is provided on page 3 of these instructions.

**Net Weight (kg):** Enter the net product weight in kilograms. In the case of farmed SBT, this is the weight at the time of harvest from the farm (as opposed to when originally caught)

**Total Number of whole Fish (including RD,GG or DR):** Enter the number of fish that remain whole. A fish remains whole despite cleaning, gilling and gutting, freezing, removing fins, gillplates and tail and removing the head or parts of the head. A fish is no longer considered to be whole if it has undergone processes such as filleting or loining.

**For Other (OT) Describe the type of product:** If Product Type is Other (OT), then describe the product.

**For Other (OT) Specify the Conversion Factor:** If Product Type is Other (OT) then specify the Conversion Factor to be used to convert this weight to a whole weight equivalent.

<sup>1</sup> The official must be in the employment of, or delegated by, the competent authority of the Member, or Co-operating Non-Member that issued the Catch Monitoring Form. The Member or Co-operating Non-Member which utilizes a delegated entity shall submit a certified copy of such delegation to the Executive Secretary.



## INSTRUCTION SHEET

### CATCH HARVEST SECTION - (continued)

**Name of Processing Establishment (if applicable):** Enter the name of the establishment that processed the southern bluefin tuna (if applicable).  
**Address of Processing Establishment (if applicable):** Enter the address of the establishment that processed the southern bluefin tuna (if applicable).

#### Validation

**Validation by Authority (not required for transshipments at sea):** If this is not a transshipment at sea, enter the name and full title of the official<sup>1</sup> signing the document, together with the signature of the official, date (dd/mm/yyyy) and official seal.

### INTERMEDIATE PRODUCT DESTINATION SECTION - only for transshipments and/or exports - tick and complete required part(s)

This section only needs to be completed if the product is being exported and/or transhipped.  
Tick the box to specify whether the product is being transhipped or exported. If this is both a transshipment and an export then tick both boxes.  
You must then complete the parts of the intermediate product destination section corresponding to the box(es) that you ticked.

#### Transshipment

**Certification by Master of Fishing Vessel (only required for transshipments at sea):** In the case of transshipments at sea, the master of the fishing vessel shall complete this section, with his/her full name, signature and date (dd/mm/yyyy) to certify that the form correctly records the catch/harvest information.

The next part should be completed by the Master of the vessel receiving the southern bluefin tuna.

**Name of Receiving Vessel:** Enter the name of the Receiving vessel.

**Registration Number:** Enter the Registration Number of the Receiving vessel.

**Flag State / Fishing Entity:** Enter the Flag State or Fishing Entity of the Receiving vessel.

**Certification by Master of Receiving Vessel:** The master of the receiving vessel shall complete this section, with his/her full name, signature and date (dd/mm/yyyy) to certify that the form correctly records the fish that were transferred to the receiving vessel.

**Certification by Observer (only for transshipments at sea):** If a transshipment is covered by the CCSBT Resolution on Establishing a Program for Transshipment by Large-Scale Fishing Vessels (i.e. is transhipped at sea), then the observer must enter his/her full name, signature and date (dd/mm/yyyy) to certify that the transshipment was observed according to the CCSBT rules for transshipment at sea. If there were any discrepancies between the observed transshipment and the information recorded on the Catch Monitoring Form, the observer's transshipment report should document those discrepancies.

#### Export

##### Point of Export

**City:** Enter the City of Export.

**State or Province:** Enter the State or Province of Export.

**State/Fishing Entity:** Enter the State/Fishing Entity of Export. For transshipments on the high seas, enter the CCSBT Statistical Area where the transshipment occurred and leave other fields blank

**Certification by Exporter:** The Exporter must provide his/her name, signature, date (dd/mm/yyyy) and either the exporter license number or the exporter company name to certify the information provided in relation to the export shipment (i.e. that the form correctly records what is being exported).

**Validation by Authority:** Enter the name and full title of the official<sup>1</sup> signing the document, together with the signature of the official, date (dd/mm/yyyy) and official seal.

### FINAL PRODUCT DESTINATION SECTION - tick and complete only one Destination

Tick the box to specify whether the final destination of the product is for landing of domestic product or for import.  
You must then complete the part of the final product destination section corresponding to the box that you ticked.

#### Landing of Domestic Product for Domestic Sale

**Certification of domestic sale:** The person or company that receives southern bluefin tuna from a domestic vessel for the purpose of domestic sale must provide his/her/its name, address, signature, and date (dd/mm/yyyy) on which the southern bluefin tuna was received.

Each buyer must also provide his/her name, address, signature, date (dd/mm/yyyy) on which the southern bluefin tuna was received, and weight purchased.

#### Import

##### Final Point of Import

**City:** Enter the City of Import.

**State or Province:** Enter the State or Province of Import.

**State/Fishing Entity:** Enter the State/Fishing Entity of Final Import.

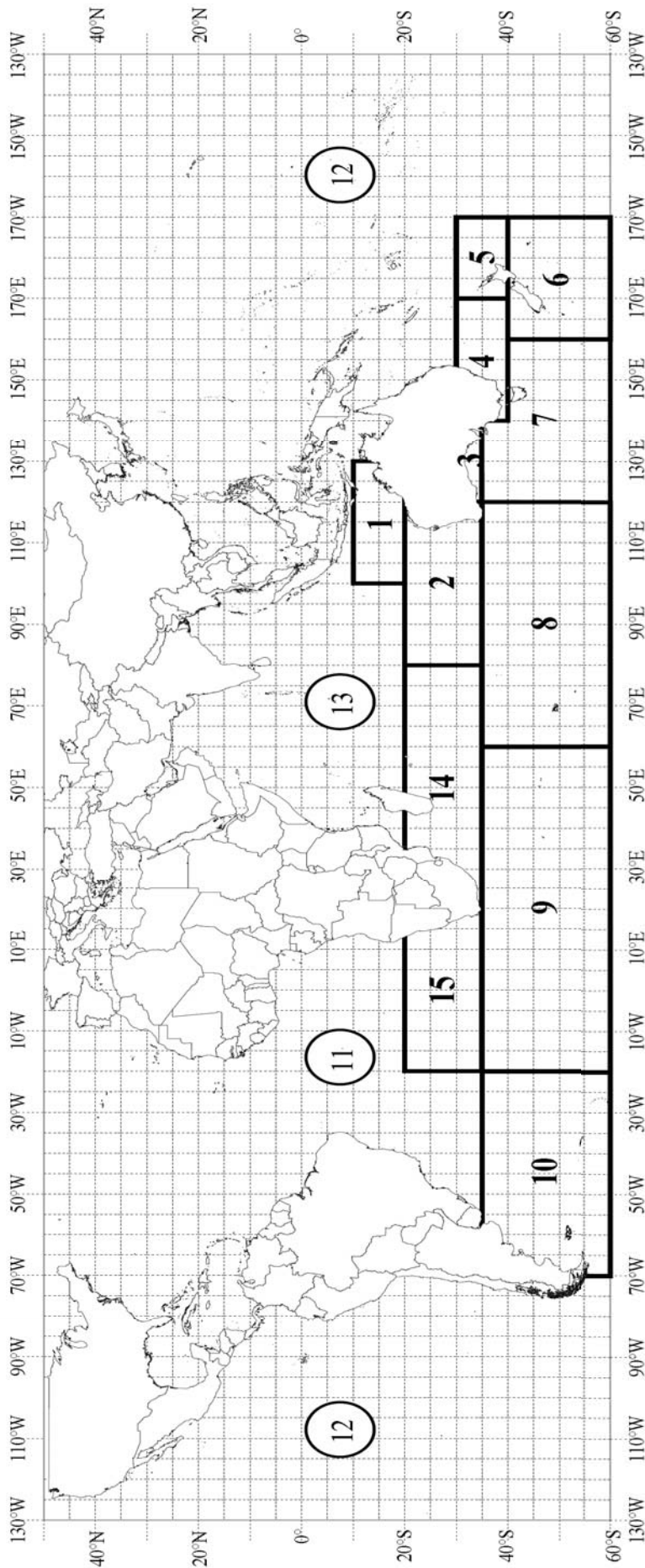
**Certification by Importer:** The person or company that imports southern bluefin tuna must provide his/her/its name, address, signature, date (dd/mm/yyyy) on which the southern bluefin tuna was imported. For fresh and chilled product, the signature of the importer may be substituted by a person of a customs clearance company when the authority for signature is properly accredited to it by the importer.

<sup>1</sup> The official must be in the employment of, or delegated by, the competent authority of the Member, or Co-operating Non-Member that issued the Catch Monitoring Form. The Member or Co-operating Non-Member which utilizes a delegated entity shall submit a certified copy of such delegation to the Executive Secretary.



## INSTRUCTION SHEET

• Map of CCSBT Statistical Areas





Catch Tagging Form Document Numbers  

**CATCH / HARVEST SECTION - Tick and complete only one part**

**For Wild Fishery** Name of Catching Vessel   Registration Number   Flag State/Fishing Entity  

Or

**For Farmed SBT** CCSBT Farm Serial Number   Name of Farm  

Document Number(s) of associated Farm Stocking (FS) Form(s)  

Description of Fish						
Product: F (Fresh) / FR (Frozen)	Type: RD/GG/DR/FL/OT*	Month of Catch/Harvest (mm/yy)	Gear Code	CCSBT Statistical Area	Net Weight (kg)	Total Number of whole Fish (including RD,GG or DR)
* For Other (OT): Describe the Type of Product <span style="border: 1px solid black; padding: 2px 20px;"> </span>				* For Other (OT): Specify Conversion Factor <span style="border: 1px solid black; padding: 2px 20px;"> </span>		

Name of Processing Establishment (if applicable)   Address of Processing Establishment (if applicable)  

Validation **by Authority (not required for transhipments at sea)**: I validate that the above information is complete, true and correct to the best of my knowledge and belief.

Name and Title <span style="border: 1px solid black; padding: 2px 20px;"> </span>	Signature <span style="border: 1px solid black; padding: 2px 20px;"> </span>	
	Date <span style="border: 1px solid black; padding: 2px 20px;"> </span>	

OFFICIAL SEAL

**INTERMEDIATE PRODUCT DESTINATION SECTION - (only for transhipments and/or exports) - tick and complete required part(s)**

**Transhipment** Certification **by Master of Fishing Vessel**: I certify that the catch/harvest information is complete, true and correct to the best of my knowledge and belief.

Name <span style="border: 1px solid black; padding: 2px 20px;"> </span>	Date <span style="border: 1px solid black; padding: 2px 20px;"> </span>	Signature <span style="border: 1px solid black; padding: 2px 20px;"> </span>
---	---	--

Name of Receiving Vessel <span style="border: 1px solid black; padding: 2px 20px;"> </span>	Registration Number <span style="border: 1px solid black; padding: 2px 20px;"> </span>	Flag State/Fishing Entity <span style="border: 1px solid black; padding: 2px 20px;"> </span>
---	--	--

Certification **by Master of Receiving Vessel**: I certify that the above information is complete, true and correct to the best of my knowledge and belief.

Name <span style="border: 1px solid black; padding: 2px 20px;"> </span>	Date <span style="border: 1px solid black; padding: 2px 20px;"> </span>	Signature <span style="border: 1px solid black; padding: 2px 20px;"> </span>
---	---	--

Certification **by Observer (only for transhipment at sea)**: I certify that the transhipment was observed according to the CCSBT rules for transhipment at sea.

Name <span style="border: 1px solid black; padding: 2px 20px;"> </span>	Date <span style="border: 1px solid black; padding: 2px 20px;"> </span>	Signature <span style="border: 1px solid black; padding: 2px 20px;"> </span>
---	---	--

**Export** **Point of Export**

City <span style="border: 1px solid black; padding: 2px 20px;"> </span>	State or Province <span style="border: 1px solid black; padding: 2px 20px;"> </span>	State/Fishing Entity <span style="border: 1px solid black; padding: 2px 20px;"> </span>
---	--	---

For transhipments on the high seas, enter the CCSBT Statistical Area instead of State/Fishing Entity and leave other fields blank.

Certification **by Exporter**: I certify that the above information is complete, true and correct to the best of my knowledge and belief.

Name <span style="border: 1px solid black; padding: 2px 20px;"> </span>	Licence No. / Company Name <span style="border: 1px solid black; padding: 2px 20px;"> </span>	Date <span style="border: 1px solid black; padding: 2px 20px;"> </span>	Signature <span style="border: 1px solid black; padding: 2px 20px;"> </span>
---	---	---	--

Validation **by Authority**: I validate that the above information is complete, true and correct to the best of my knowledge and belief.

Name and Title <span style="border: 1px solid black; padding: 2px 20px;"> </span>	Signature <span style="border: 1px solid black; padding: 2px 20px;"> </span>	
	Date <span style="border: 1px solid black; padding: 2px 20px;"> </span>	

OFFICIAL SEAL

**FINAL PRODUCT DESTINATION SECTION - tick and complete only one destination**

**Landing of Domestic Product for Domestic sale.** Certification of Domestic Sale: I certify that the above information is complete, true and correct to the best of my knowledge and belief.

Name <span style="border: 1px solid black; padding: 2px 20px;"> </span>	Address <span style="border: 1px solid black; padding: 2px 20px;"> </span>	Date <span style="border: 1px solid black; padding: 2px 20px;"> </span>	Weight (kg) <span style="border: 1px solid black; padding: 2px 20px;"> </span>	Signature <span style="border: 1px solid black; padding: 2px 20px;"> </span>

**Import** **Final Point of Import**

City <span style="border: 1px solid black; padding: 2px 20px;"> </span>	State or Province <span style="border: 1px solid black; padding: 2px 20px;"> </span>	State/Fishing Entity <span style="border: 1px solid black; padding: 2px 20px;"> </span>
---	--	---

Certification **by Importer**: I certify that the above information is complete, true and correct to the best of my knowledge and belief.

Name <span style="border: 1px solid black; padding: 2px 20px;"> </span>	Address <span style="border: 1px solid black; padding: 2px 20px;"> </span>	Date <span style="border: 1px solid black; padding: 2px 20px;"> </span>	Signature <span style="border: 1px solid black; padding: 2px 20px;"> </span>



## INSTRUCTION SHEET

This form is to be issued by the State/Fishing Entity that holds the national quota allocation against which these SBT have been taken.

This form (CMF) must accompany all transshipments, landings of domestic product, exports, imports and re-exports of SBT, and a copy of this form must be provided to the issuing State/Fishing Entity. The only exception is that exportation/import of fish parts other than the meat (i.e. head, eyes, roe, guts, tails) may be allowed without this document. Please note that:

- For farms, Farm Stocking Form(s) must have been produced by the State/Fishing Entity for all SBT on the CMF and the document number of those Farm Stocking Form(s) must be recorded on the CMF.
- Catch Tagging Form(s) must have been completed for all SBT on the CMF and copies must be provided to the issuing State/Fishing Entity. The document numbers of these Catch Tagging Form(s) must be recorded on the CMF.

If a language other than one of the CCSBT official languages (English and Japanese) is used in completing the form, please add the English or Japanese translation on the Document. The Catch Monitoring Form has 3 main sections: (1) Catch/Harvest; (2) Intermediate Product Destination; and (3) Final Product Destination. The Catch/Harvest and Final Product Destination sections must always be completed. However, the Intermediate Product Destination section only needs to be completed if the product is being exported and/or transhipped.

The top of the form contains 2 additional pieces of information that must always be completed. These are:

**Document Number:** Enter the unique document number that was allocated by the State/Fishing Entity of origin for this form.

**Catch Tagging Form Document numbers:** Enter the unique document number of each Catch Tagging Form that is associated with this form. If there is insufficient room to enter all document numbers, enter this information on a separate page and attach that page.

### CATCH HARVEST SECTION - tick and complete only one part

Tick the box to specify whether the catch is for the Wild fishery or for Farmed SBT.

You must complete the part of the Catch Harvest section corresponding to the box that you ticked, and then complete the remainder of the section.

#### For Wild Fishery - This should only be completed for the wild fishery (not for farmed SBT)

**Name of Catching Vessel:** Enter the name of the catching vessel.

**Registration Number:** Enter the Registration Number of the catching vessel.

**Flag State / Fishing Entity:** Enter the Flag State or Fishing Entity of the catching vessel.

#### For Farmed SBT- This should only be completed for farmed SBT

**CCSBT Farm Serial Number:** Enter the serial number of the farm as recorded on the CCSBT list of authorised farms.

**Name of Farm:** Enter the Name of the Farm.

**Document number(s) of the Associated Farm Stocking (FS) Form(s):** Enter the unique document number of each Farm Stocking Form that is associated with this form. If there is insufficient room to enter all document numbers, enter this information on a separate page and attach that page.

#### Description of Fish

All SBT described in this section must be sent to the Final Product Destination. Split shipments are not permitted, so if SBT are to go to two or more different destinations, a separate Catch Monitoring Form must be completed for the catch sent to each destination.

The shipment of SBT must be described, to the highest degree of accuracy using the following information.

**NOTE: One row shall describe one product type**

**Product:** Enter the type of product being shipped as either FRESH (F) or FROZEN (FR).

**Type:** Enter the type of product being shipped as either ROUND (RD), GILLED AND GUTTED (GG), DRESSED (DR), FILLET (FL) or OTHER form (OT). For OTHER, describe the type of product in the shipment.

**Month of Catch/Harvest (mm/yy):** Enter the month and year of harvest of the southern bluefin tuna; in the case of farmed fish, this applies to the month of kill, not the month of initial harvest.

**Gear code:** Identify the gear type that was used to harvest the southern bluefin tuna using the list below; for OTHER TYPE, describe the type of gear. In the case of farmed fish, write "FARM".

GEAR CODE	GEAR TYPE
BB	Baitboat
GILL	Gillnet
HAND	Handline
HARP	Harpoon
LL	Longline
MWT	Mid-water Trawl
PS	Purse Seine
RR	Rod and Reel
SPHL	Sport Handline
SPOR	Sport Fisheries Unclassified
SURF	Surface Fisheries Unclassified
TL	Tended Line
TRAP	Trap
TROL	Troll
UNCL	Unspecified Method
OT	Other Type

**CCSBT Statistical Area:** Enter the area in which the southern bluefin tuna were harvested using the main CCSBT Statistical Areas (1 to 10 and 14 to 15) or the other CCSBT Statistical Areas areas (11 to 13) where there is no corresponding main area. In the case of farmed fish, it is not necessary to fill in this column. A map showing the statistical areas is provided on page 3 of these instructions.

**Net Weight (kg):** Enter the net product weight in kilograms. In the case of farmed SBT, this is the weight at the time of harvest from the farm (as opposed to when originally caught)

**Total Number of whole Fish (including RD,GG or DR):** Enter the number of fish that remain whole. A fish remains whole despite cleaning, gilling and gutting, freezing, removing fins, gillplates and tail and removing the head or parts of the head. A fish is no longer considered to be whole if it has undergone processes such as filleting or loining.

**For Other (OT) Describe the type of product:** If Product Type is Other (OT), then describe the product.

**For Other (OT) Specify the Conversion Factor:** If Product Type is Other (OT) then specify the Conversion Factor to be used to convert this weight to a whole weight equivalent.

<sup>1</sup> The official must be in the employment of, or delegated by, the competent authority of the Member, or Co-operating Non-Member that issued the Catch Monitoring Form. The Member or Co-operating Non-Member which utilizes a delegated entity shall submit a certified copy of such delegation to the Executive Secretary.



## INSTRUCTION SHEET

### CATCH HARVEST SECTION - (continued)

**Name of Processing Establishment (if applicable):** Enter the name of the establishment that processed the southern bluefin tuna (if applicable).  
**Address of Processing Establishment (if applicable):** Enter the address of the establishment that processed the southern bluefin tuna (if applicable).

#### Validation

**Validation by Authority (not required for transshipments at sea):** If this is not a transshipment at sea, enter the name and full title of the official<sup>1</sup> signing the document, together with the signature of the official, date (dd/mm/yyyy) and official seal.

### INTERMEDIATE PRODUCT DESTINATION SECTION - only for transshipments and/or exports - tick and complete required part(s)

This section only needs to be completed if the product is being exported and/or transhipped.  
 Tick the box to specify whether the product is being transhipped or exported. If this is both a transshipment and an export then tick both boxes.  
 You must then complete the parts of the intermediate product destination section corresponding to the box(es) that you ticked.

#### Transshipment

**Certification by Master of Fishing Vessel (only required for transshipments at sea):** In the case of transshipments at sea, the master of the fishing vessel shall complete this section, with his/her full name, signature and date (dd/mm/yyyy) to certify that the form correctly records the catch/harvest information.

The next part should be completed by the Master of the vessel receiving the southern bluefin tuna.

**Name of Receiving Vessel:** Enter the name of the Receiving vessel.  
**Registration Number:** Enter the Registration Number of the Receiving vessel.  
**Flag State / Fishing Entity:** Enter the Flag State or Fishing Entity of the Receiving vessel.

**Certification by Master of Receiving Vessel:** The master of the receiving vessel shall complete this section, with his/her full name, signature and date (dd/mm/yyyy) to certify that the form correctly records the fish that were transferred to the receiving vessel.

**Certification by Observer (only for transshipments at sea):** If a transshipment is covered by the CCSBT Resolution on Establishing a Program for Transshipment by Large-Scale Fishing Vessels (i.e. is transhipped at sea), then the observer must enter his/her full name, signature and date (dd/mm/yyyy) to certify that the transshipment was observed according to the CCSBT rules for transshipment at sea. If there were any discrepancies between the observed transshipment and the information recorded on the Catch Monitoring Form, the observer's transshipment report should document those discrepancies.

#### Export

##### Point of Export

**City:** Enter the City of Export.  
**State or Province:** Enter the State or Province of Export.

**State/Fishing Entity:** Enter the State/Fishing Entity of Export. For transshipments on the high seas, enter the CCSBT Statistical Area where the transshipment occurred and leave other fields blank

**Certification by Exporter:** The Exporter must provide his/her name, signature, date (dd/mm/yyyy) and either the exporter license number or the exporter company name to certify the information provided in relation to the export shipment (i.e. that the form correctly records what is being exported).

**Validation by Authority:** Enter the name and full title of the official<sup>1</sup> signing the document, together with the signature of the official, date (dd/mm/yyyy) and official seal.

### FINAL PRODUCT DESTINATION SECTION - tick and complete only one Destination

Tick the box to specify whether the final destination of the product is for landing of domestic product or for import.  
 You must then complete the part of the final product destination section corresponding to the box that you ticked.

#### Landing of Domestic Product for Domestic Sale

**Certification of domestic sale:** The person or company that receives southern bluefin tuna from a domestic vessel for the purpose of domestic sale must provide his/her/its name, address, signature, and date (dd/mm/yyyy) on which the southern bluefin tuna was received.  
 Each buyer must also provide his/her name, address, signature, date (dd/mm/yyyy) on which the southern bluefin tuna was received, and weight purchased.

#### Import

**Final Point of Import**  
**City:** Enter the City of Import.  
**State or Province:** Enter the State or Province of Import.  
**State/Fishing Entity:** Enter the State/Fishing Entity of Final Import.

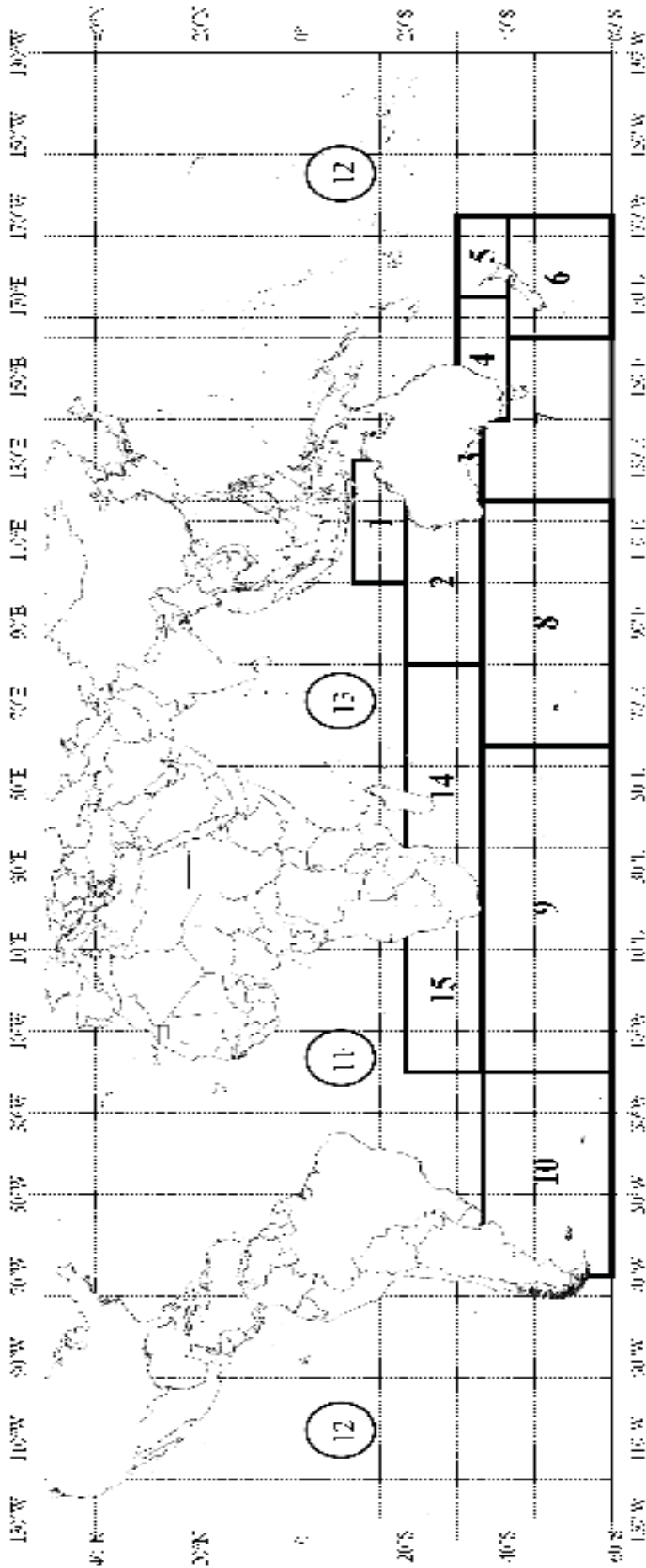
**Certification by Importer:** The person or company that imports southern bluefin tuna must provide his/her/its name, address, signature, date (dd/mm/yyyy) on which the southern bluefin tuna was imported. For fresh and chilled product, the signature of the importer may be substituted by a person of a customs clearance company when the authority for signature is properly accredited to it by the importer.

<sup>1</sup> The official must be in the employment of, or delegated by, the competent authority of the Member, or Co-operating Non-Member that issued the Catch Monitoring Form. The Member or Co-operating Non-Member which utilizes a delegated entity shall submit a certified copy of such delegation to the Executive Secretary.



## INSTRUCTION SHEET

• Map of CCSBT Statistical Areas







Within this form, the term "Export" includes both exports and re-exports

Full Shipment ← Or →  Partial Shipment (tick only one)

Form Number of Preceding Document (Catch Monitoring Form, or Re-Export/Export After Landing of Domestic Product Form)	
---	--

**EXPORT SECTION**

Exporting State/Fishing Entity	Point of Export		
	City	State or Province	State/Fishing Entity

Name of Processing Establishment (if applicable)	Address of Processing Establishment (if applicable)

Catch Tagging Form Document Numbers (if applicable)

Description of Fish from previous CDS Document		
Flag State/Fishing Entity	Date of previous Import/Landing	
Product: F (Fresh) / FR (Frozen)	Type: RD/GG/DR/FL/OT*	Weight (kg)
* For Other (OT): Describe the type of product		

Description of Fish being Exported		
Product: F (Fresh) / FR (Frozen)	Type: RD/GG/DR/FL/OT*	Weight (kg)
* For Other (OT): Describe the type of product		

**Certification by Exporter:** I certify that the above information is complete, true and correct to the best of my knowledge and belief.

Name	Signature	Date	Licence No. / Company Name

**Validation by Authority:** I validate that the above information is complete, true and correct to the best of my knowledge and belief.

Name and Title	Signature
	Date

OFFICIAL SEAL

**IMPORT SECTION**

Final Point of Import		
City	State or Province	State/Fishing Entity

**Certification by Importer:** I certify that the above information is complete, true and correct to the best of my knowledge and belief.

Name	Address	Signature	Date

NOTE: The organization/person which validates the Export section shall verify the copy of the original CCSBT CDS Document. Such a verified copy of the original CCSBT CDS document must be attached to the Re-export/Export after Landing of Domestic Product (RE) Form. When SBT is Exported, all verified copies of concerned forms must be attached.



This form must accompany all re-exports of SBT and all exports of SBT that have previously been landed as domestic product, and a copy must be provided to the issuing State/Fishing Entity.

In addition, this form must be accompanied by the associated Catch Monitoring Form and any previously issued Re-Export/Export after Landing of Domestic Product Forms for the SBT being exported.

This form is not required for the "first" export of the particular SBT if those SBT are being landed for the sole purpose of exporting. In this circumstance, only a Catch Monitoring Form needs to be created and accompany the product.

If a language other than one of the CCSBT official languages (English and Japanese) is used in completing the form, please add the English or Japanese translation on the Document.

The Re-export/Export after Landing of Domestic Product Form has 2 main sections: (1) Export; and (2) Import.

Within this form, the term "Export" includes both Exports and Re-exports.

The top of the form contains 3 additional pieces of information that must always be completed. These are -

**Document Number:** Enter the unique document number that was allocated by the State/Fishing Entity of origin for this form.

**Full Shipment or Partial Shipment:** Tick only one box to specify whether this Information is for a full or partial shipment. A Full shipment is where all the SBT in the preceding document are being exported.

**Form number of Preceding Document:** Enter the unique Document Number of the CDS form that precedes this. (Catch Monitoring Form or Re-Export/Export after Landing of Domestic Product Form).

## EXPORT SECTION

**Exporting State/Fishing Entity:** Enter the Exporting State/Fishing Entity.

**Point of Export:** Enter the City, State or Province, and State/Fishing Entity of the point of Export.

**Name of Processing Establishment (If applicable):** Enter the full name of the Processing establishment (only required if further processing has taken place since the preceding CDS form).

**Address of Processing Establishment (If applicable):** Enter the full Address of the Processing establishment (only required if further processing has taken place since the preceding CDS form).

**Catch Tagging Form Document Number(s) (if applicable):** Enter the Document number of any Catch Tagging Forms that are associated with this form. This will be a subset of the Catch Tagging Forms that were recorded on the previous CDS document. The subset should include the Catch Tagging Forms for all whole SBT (including RD,GG,DR etc) that are being exported on this form. If no whole SBT are being exported, this field can be left empty.

### Description of Fish from previous CDS Document

This section must describe all the SBT from the previous CDS document.

**Flag State/ Fishing Entity:** Enter the original catch/harvest Flag State/Fishing Entity.

**Date of previous Import/Landing:** Enter the date (dd/mm/yyyy) of the import or landing from the previous CDS document.

**NOTE: Each row shall describe only one product type**

**Product:** Enter the product as either FRESH (F) or FROZEN (FR).

**Type:** Enter the type as either ROUND (RD), GILLED AND GUTTED (GG), DRESSED (DR), FILLET (FL) or OTHER form (OT). For OTHER, describe the type of product.

**Weight(kg):** Enter the weight (kg) of the fish.

**Other:** Describe the type of product (if type is Other).

### Description of Fish being Exported

This Export of SBT must be described, to the highest degree of accuracy using the following information.

**NOTE: Each row shall describe only one product type.**

**Product:** Enter the product being exported as either FRESH (F) or FROZEN (FR).

**Type:** Enter the type being exported as either ROUND (RD), GILLED AND GUTTED (GG), DRESSED (DR), FILLET (FL) or OTHER form (OT). For OTHER, describe the type of product.

**Weight(kg):** Enter the weight (kg) of the fish being Exported.

**Other:** Describe the type of product (if type is Other).

### Certification and Validation

**Certification by Exporter:** The Exporter must provide his/her name, signature, date (dd/mm/yyyy) and either the exporter license number or the exporter company name to certify the information provided in relation to the export shipment (i.e. that the form correctly records what is being exported).

**Validation by Authority:** Enter the name and full title of the official<sup>1</sup> signing the document, together with the signature of the official, date (dd/mm/yyyy) and official seal.

## IMPORT SECTION

### Final Point of Import

**City:** Enter the City of Import.

**State or Province:** Enter the State or Province of Import.

**State/Fishing Entity:** Enter the State/Fishing Entity of Final Import.

### Certification

**Certification by Importer:** The person or company that imports southern bluefin tuna must provide his/her/its name, address, signature, date (dd/mm/yyyy) on which the southern bluefin tuna was imported. For fresh and chilled product, the signature of the importer may be substituted by a person of a customs clearance company when the authority for signature is properly accredited to it by the importer.

<sup>1</sup> The official must be in the employment of, or delegated by, the competent authority of the State/Fishing Entity that exported the SBT appearing on the document. The Member or Co-operating Non-Member which utilizes a delegated entity shall submit a certified copy of such delegation to the Executive Secretary.





This form is to be issued by the State/Fishing Entity that holds the national quota allocation against which these SBT have been taken.

This form does not need to accompany SBT, but it must be completed and provided to the issuing State/Fishing Entity when completing the associated Catch Monitoring Form.

If a language other than one of the CCSBT official languages (English and Japanese) is used in completing the form, please add the English or Japanese translation on the Document.

Completed Catch Tagging Forms shall be provided to the Flag State/Fishing Entity, who shall provide the information in the Catch Tagging Form to the CCSBT Executive Secretary in an electronic format on a quarterly basis.

The Catch Tagging Form has only one section (Catch) that must be completed.

The top of the form contains 3 additional pieces of information that must always be completed. These are -

**Document Number:** Enter the unique document number that was allocated by the State/Fishing Entity of origin for this form.

**Wild Harvest or Farmed:** Tick only one box to specify whether this information is from a Wild Capture, or from a Farm.

**Document number of Associated Catch Monitoring Form:** Enter the unique Document Number of the Catch Monitoring Form that relates to this form.

### CATCH SECTION

**Name of Fishing Vessel (or Farm):** For farmed SBT, enter the name of the farm from which the SBT were harvested. For other SBT enter the name of the catching vessel.

**Vessel Registration Number (or CCSBT Farm Serial Number):** Enter the Registration Number of the Catching Vessel (or the CCSBT Farm Serial Number from the CCSBT Record of Authorised Farms).

**Flag State/Fishing Entity:** Enter the State or Fishing Entity of the Vessel or Farm.

**Information on Other forms of Capture:** Enter any relevant information on the form of capture (eg. Trap).

### Tag Information

The Tagging information for each fish must be recorded.

**NOTE: One row shall describe one tagged southern bluefin tuna.**

**CCSBT Tag Number:** Enter the unique tag number of the tag that has been inserted into the fish.

**Weight (kg):** Enter the weight (kg) of the fish.

**Fork Length (cm):** Enter the fork length of the fish, rounded to the nearest whole centimetre.

**Gear code (if applicable):** Identify the gear type that was used to harvest the southern bluefin tuna using the list below; for OTHER TYPE, describe the type of gear. In the case of farmed fish, write "FARM".

GEAR CODE	GEAR TYPE
BB	Baitboat
GILL	Gillnet
HAND	Handline
HARP	Harpoon
LL	Longline
MWT	Mid-water Trawl
PS	Purse Seine
RR	Rod and Reel
SPHL	Sport Handline
SPOR	Sport Fisheries Unclassified
SURF	Surface Fisheries Unclassified
TL	Tended Line
TRAP	Trap
TROL	Troll
UNCL	Unspecified Method
OT	Other Type

**CCSBT Statistical Area of Catch (if applicable):** Enter the area in which the southern bluefin tuna were harvested using the main CCSBT Statistical Areas (1 to 10 and 14 to 15) or the other CCSBT Statistical Areas areas (11 to 13) where there is no corresponding main area. In the case of farmed fish, it is not necessary to fill in this column.

**Month of Harvest (mm/yy):** Enter the month and year of harvest of the southern bluefin tuna tagged; in case of farmed fish, this applies to the time of kill, not the time of initial harvest.

## Supplementary Recommendations for the CDS

Some of the CDS changes suggested by Members (and the Secretariat) were beyond the mandate of the Secretariat's CDS form revision task, but are nevertheless worthwhile suggestions. These suggestions are described here for consideration by the Compliance Committee. The Compliance Committee might decide to recommend immediate implementation of some of these suggestions and deferred implementation or rejection of others.

The Secretariat recommends that at least the first 3 suggestions below be considered for immediate implementation.

### **(1) Change paragraph 5.1 of the CDS resolution as previously suggested by the Secretariat.**

The following change to the CDS resolution was previously recommended by the Secretariat:

- 5.1 The CCSBT CDS documentation must be validated (or certified in the case of transshipments at sea) as applicable by:
  - 5.1.1 for landings of domestic product, an official of the flag Member or Cooperating Non-Member of the catching vessel; and
  - 5.1.2 for all SBT transshipments subject to *CCSBT Resolution on Establishing a Program for Transshipment by Large-Scale Fishing Vessels*, the observer required by that resolution; and
  - 5.1.3 for all export or re-export of SBT, an official of the exporting or re-exporting Member or Cooperating Non-Member.

This is a change to the requirements of the transshipment observer so that the observer would only certify that the transshipment was observed according to the CCSBT rules for transshipment instead of validating that the information on the CDS form is correct<sup>1</sup>. The change was made because of comments made by the observer company (MRAG) about the difficult situation an observer could face at sea if the observer refused to validate a CDS document due to a disagreement in relation to the correctness of the information. The change also reflects the text in the transshipment MOUs that have been signed between CCSBT and both IOTC and ICCAT.

The only comments received in relation to this amendment were from Australia, which understood the reason for the amendment but also had some concerns and indicated that there may need to be further changes to forms to provide some cross checking and then validation by authorities. The Secretariat will attempt to address the cross checking component of these concerns when it prepares the draft content for the Executive Secretary's Six Monthly Reports to the Extended Commission that is required at Appendix 3 of the CDS resolution.

---

<sup>1</sup> A discrepancy between the stated product on the CDS document and the quantities recorded by the observer would be recorded in the observer's report (not the CDS document) and would not prevent the observer from signing the CDS document.

**(2) Change to paragraph 5.1.1 of the CDS resolution suggested by New Zealand.**

New Zealand advised that:

*“For situations in which a member charters a vessel from another member, the current resolution would see the form issued by the charter member (against whose quota allocation the catches are counted), but the responsibility for validation still falls on the flag member. It is difficult to see how the flag member can fulfil this role, given the potential distances involved, as well as the time lag between catching and landing. Instead, if the flag state is also the importing state, they may need to validate the product as an import”*

And proposed the following change to paragraph 5.1.1 of the resolution:

- 5.1 *The CCSBT CDS documentation must be validated as applicable by:*
- 5.1.1 *for landings of domestic product, an official of the flag Member or Cooperating Non-Member of the catching vessel, or an official of the Member that issued the CCSBT CDS documentation, as appropriate; and*
  - 5.1.2 *for all SBT transshipments subject to CCSBT Resolution on Establishing a Program for Transshipment by Large-Scale Fishing Vessels, the observer required by that resolution; and*
  - 5.1.3 *for all export or re-export of SBT, an official of the exporting or re-exporting Member or Cooperating Non-Member.*

**(3) Change to the footnote on page 1 of the CDS resolution**

The footnote for landings of domestic product at paragraph 1.2 of the CDS resolution states that:

<sup>1</sup> *The term ‘landing of domestic product’ means landing of SBT into the territory of a Member or Cooperating Non-Member caught by a vessel flagged to that Member or Cooperating Non-Member or on the register of fishing vessels of that Member or Cooperating Non-Member.*

*For farming operations, the term ‘landing of domestic product’ includes movement of SBT from a farm under the jurisdiction of a Member or Cooperating Non-Member directly to an exporting vessel in the vicinity of the authorised farm site.*

The second paragraph of this footnote has caused considerable confusion in relation to the use of the Re-export/Export after Landing of Domestic Product Form for farms. In addition, the intent of this paragraph is not clear. The Secretariat therefore recommends that the second paragraph of this footnote either be deleted, or reworded in such a manner as to make its intent clear without giving the impression that farms should use the Re-export/Export after Landing of Domestic Product Form when exporting SBT via freezer vessels.

**(4) Create two versions of the Re-export/Export after Landing of Domestic Product Form**

Japan noted that the Re-Export/Export after Landing of Domestic Product Form is complicated and that many exporters did not understand how to fill it in. To avoid misunderstanding and facilitate understanding by exporters/importers, Japan suggested that two separate forms be produced from the current single form, these being a “Re-export Form” and a “Export after Landing of Domestic Product Form”. The latter would be used when exporting part of a domestic landing (e.g. 100kg exported later from a 20t domestic landing).

**(5) Changing the name of the “Re-export/Export after Landing of Domestic Product Form” to something simpler**

This was suggested by New Zealand and it might be an alternative to recommendation “(4)” above. A name like “Special Export Form” or “Supplementary Export Form” would be simpler and possibly less confusing.

**(6) Adding the number of fish to the description of fish in the “Re-export/Export after Landing of Domestic Product Form”**

This form only records the weight of fish. Having the number of fish would improve the ability to check between forms. To aid reconciliation by the Secretariat, Australia recommended that the number of fish be added to both the description of fish (both for fish in the section for the previous CDS document and for the fish being exported). The Secretariat suggests that the number of fish should be incorporated in the same manner (position, label and instructions) as it is on the Catch Monitoring Form.

**(7) Change “Farm”, “Farmed” and “Farming” to “Ranch”, “Ranched” and “Ranching” respectively.**

Australia noted that its SBT industry has defined wild caught growout as “ranching” to differentiate from hatchery-based “farming” and has recommended that the CDS documents should be changed to reflect this.

This recommendation has implications beyond the CDS. The term “farm” is used within other CCSBT resolutions (including the Record of Authorised Farms and the Scientific Observer Program Standards) and by ICCAT. Therefore, if the term is changed within the CDS resolution, consideration should also be given to updating related resolutions and the CCSBT web site.

Secretariat’s note: It may be worth considering using a more generic term that can mean both farming and ranching for certain parts of the CDS such as the Catch Monitoring Form (CMF) and the Catch Tagging Form. In the future, hatchery raised SBT may enter the market and for at least export will presumably require recording on at least the CMF and Catch Tagging Forms of the CDS. Therefore, a generic term could be used to indicate either Farming or Ranching. There would need to be the ability to distinguish between ranched and farmed SBT on the CMF and Catch Tagging Forms, but this is easily achievable through the CCSBT farm serial number (which is on both forms) providing that the CCSBT record of Authorised SBT Farms is altered to require specification of whether the facility is a farm or a ranch on that record.

**(8) Introduce requirements for form numbering.**

New Zealand recommended that for form management and reconciliation, the form number should include a unique country code (e.g. forms issued by New Zealand could

be prefixed with “NZ”). New Zealand also advised that it would be preferable for form numbers to be pre-printed on forms.

On a similar point, the Secretariat wishes to draw attention to the fact that it has “pre-printed” a form prefix on the revised forms that relate to the form type (this was done for the first revision, but may not have been specifically mentioned). For example, the Catch Monitoring Form has a prefix of “CM-”. This was to prevent confusion that could occur when forms refer to the document number of other forms.

**(9) Record “Destination Country” on the Catch Monitoring Form and possibly the Re-Export/Landing of Domestic Product Form.**

It has been pointed out to the Secretariat that the “Destination Country” is not currently specified in the Export Section of the Catch Monitoring Form.

The CCSBT TIS was modified to include “Destination Country” for two primary reasons: (1) to enable reconciliation of documents between exporting and importing Members<sup>2</sup>; and (2) to provide information on the quantity of SBT being sent to non-Member markets. Both reasons are equally important to the CDS.

**(10) Add instructions to the Catch Monitoring Form to specify how to record sale of mortalities from farm catching and towing operations.**

The Secretariat has noticed that if towing mortalities are sold and recorded as farmed fish on the Catch Monitoring Form, then double counting of these fish could occur in the CDS. To prevent this, it is necessary to be able to distinguish these fish from fish that had been transferred into a farm. The following changes to the instructions of the Catch Monitoring Form would achieve this:

- For the “CCSBT Farm Serial Number” and “Name of Farm” fields, add the words: “For sale of mortalities that occurred before being transferred to a farm, write ‘Tow Mortality’ instead of the [farm serial number][farm name]”  
This is appropriate because the fish would not have reached a farm at this stage.
- For the “Gear code” field, add:  
“In the case of mortalities that occurred before being transferred to a farm, write ‘MORT’. Mortalities that occurred after transfer into a farm should be treated as normal farmed fish (i.e. write ‘FARM’)”

**(11) On the Catch Tagging Form, move the position for the document number of the associated Catch Monitoring Form from near the top of the form to the Tag Information Section (i.e. next to each fish instead of once for the entire form).**

Currently, the fish from one Catch Tagging Form must all be associated with a single Catch Monitoring Form (CMF) and must therefore all go to the same destination. This

---

<sup>2</sup> If the destination country is not recorded, it is not possible to readily determine what country a document was sent to, so it is not possible to determine whether documents are missing (i.e. not provided by an importing Member) or whether the SBT was simply sent to a non-Member or non-cooperating country.



might not be practical. The change suggested here would allow different fish on the same Catch Tagging Form to be associated with different CMFs and therefore go to different destinations.

It is envisaged that most of the details for each fish would be recorded on the Catch Tagging Form when the fish are caught/harvested, but that the document number of the associated CMF for each fish would not be recorded until this was known (e.g. prior to landing/transshipping/exporting). Furthermore, it is anticipated that where many fish are to be associated with the same CMF, then a shorthand method of writing the associated CMF document number for each fish would be used instead of repeating the number numerous times (e.g. write the number once, then use an arrow).

**(12) Add product “Type” to the Catch Tagging Form**

Australia suggested that the “Type (RD/GG)” needs to be added to the Catch Tagging Form to match up with the “Type” on the Catch Monitoring Form. At present, the Catch Tagging Form records the weight of a fish, but not the processed state of the fish. The meaning of the weight recorded is therefore uncertain. The Secretariat suggests that the “Type” should be incorporated in the same manner as the “whole” types on the Catch Monitoring and Re-Export/Export after... Forms, i.e. as either RD, GG, or DR.

**(13) Add a provision for signing and dating (or validating) the Catch Tagging Form.**

New Zealand recommended that provision should be made for the Catch Tagging Form to be signed and dated, for example, by the fishing vessel master. Australia asked whether the form should be validated to be consistent with other forms. The Secretariat notes that all other CDS forms have either a certification section or a validation section.

**(14) Seek opportunities to harmonise with other CDS programs.**

This is a recommendation for future work rather than a recommendation for change.

Unfortunately, the Secretariat has not had the opportunity to properly explore options for harmonising and achieving consistency between the CCSBT CDS and similar programs (CDS or TIS) of other RFMOs. However, harmonisation is an objective of the joint tuna RFMOs that should be explored further in the future.

## **Attachment D**

*(to become Appendix 3 of the CDS Resolution)*

### **Content of the Executive Secretary's Six Monthly Reports to the Extended Commission**

Shaded text is explanatory only and will be removed from the final Appendix

With one exception, the reports in this Appendix are only to be provided to a designated authority of each Member. The exception is the "Length and weight scientific data report" which is intended to be provided to only the CCSBT scientific community through the CCSBT scientific data exchange processes.

With this Appendix, the following abbreviations are used to refer to different form types:

- FSF – Farm Stocking Form
- FTF – Farm Transfer Form
- CMF – Catch Monitoring Form
- REEF – Re-Export/Export after Landing of Domestic Product Form
- CTF – Catch Tagging Form

During the first year of the CDS, there will not be sufficient information from the CDS for all reports to be produced. It is also accepted that there will be delays in producing reports during the first year of the CDS while the Secretariat is in the process of developing the CDS database and associated reporting mechanisms.

#### **Production Reports**

Two production reports are to be produced.

##### (1) Production summary and reported catch comparison report

This report uses data from the CMF together with mortalities from the FSF to estimate the quota year catch of each Member and Cooperating Member. This should only be conducted for completed quota years and where sufficient CDS data is available.

Processed weights from the CDS should be converted to whole weights using conversion factors supplied by each Member if available and the "best" alternative conversion factor where the Member has not provided a conversion factor to use. All conversion factor values used in the report should be listed. The report should also provide the reported quota year catch from the Member/Cooperating Non-Member (if that is available) for comparative purposes.

- Flag State/Fishing Entity;
- Quota year<sup>1</sup>;
- Total estimated whole weight of SBT by fishing gear from the CDS;

---

<sup>1</sup> Member's have different quota years, so the actual quota year period of each Member should be used and these periods should be shown in the report to prevent confusion. This report should also contain a history of recent quota years (with any updated estimates from both CDS and Member's reports) for which there is sufficient CDS data.

- Total whole weight of SBT by fishing gear as reported by the Member (if available); and
- Comments<sup>2</sup>

(2) Detailed production summary report (excluding pre-transfer mortalities)

This report is similar to the Annex 2 report from the TIS. It uses data from CMF and CTF to provide the following information:

- Flag Member/Cooperating Non-Member;
  - Captured, farm harvest, or farm catch/towing mortality ~~(the later is only if pre-transfer mortalities such as towing mortalities are distinguished from normal farm harvests on the CMF—see supplementary recommendations)~~
  - Product (F/FR);
  - Processed Type (RD/GG/DR/FL/OT etc.).
  - Month and year of harvest;
  - Gear code;
  - Statistical area;
  - Point of export (only if exported);
  - Month and year of export (only if exported);
  - State/Fishing Entity at final destination (this is only available once the product has reached its final destination ~~unless the export section of the CMF is modified to include the destination of product~~);
  - Month and year at arrival at final destination;
- and within the above groupings, the following quantities
- Number of SBT; and
  - Net weight of SBT.

## **REEF Reports**

Two reports relating to the REEF form are to be produced.

(1) Detailed REEF summary report

This report is similar to the Annex 4 report from the TIS. This report uses data from both the CMF and REEF to provide the information below:

- Original catching State/Fishing Entity
- Currently exporting State/Fishing Entity<sup>3</sup>;
- Point of export;
- Year and month of export<sup>4</sup>
- Importing State/Fishing Entity;

<sup>2</sup> Comments may be required to provide additional information for interpreting the figures, for example, to indicate that a Member's report includes catches (such as recreational catch) that is not covered by the CDS, or that the CDS data may not be fully up to date for the most recent year etc.

<sup>3</sup> This is the exporting State/Fishing Entity on the REEF form in question, not from preceding REEF forms or the CMF.

<sup>4</sup> As determined by the export certification date.

- Product exported (F/FR);
  - Type exported (RD/GG/DR/FL/OT); and
- and within the above groupings, the
- Net weight of SBT exported. (one of the supplementary recommendations for the CDS recommended that number of SBT be reported on the REEF form. If this recommendation is adopted, the number of SBT should be included in this report)

#### (2) REEF discrepancy report

This report should examine all REEF forms and associated CMFs, and produce a list of any CMF forms that have been “over utilised<sup>5</sup>” in subsequent exports and re-exports.

The list should identify:

- The document number, flag, product type(s) and weight(s) in each over utilised CMF form;
- The document number, exporting flag, product type(s) and weight(s) of the associated REEF form(s); and
- Other information agreed by the Compliance Committee.

### **Tagging Reports:**

Two tagging reports are to be produced.

#### (1) Tag summary report

This report uses data from both the CTF and CMF to provide the following information

- Flag State/Fishing Entity;
- Total number and net weight of SBT tagged; and
- Total number and net weight of SBT reported on associated CMF’s.

#### (2) Length and weight scientific data report

This report uses data from the CTF to provide detailed (record level) length and weight data for CCSBT scientific use. This report is only to be provided to CCSBT scientists through the annual CCSBT Data Exchange and the annual CCSBT Data CD.

- Flag State/Fishing Entity;
- Month and year of harvest;
- Gear code;
- CCSBT statistical area;
- Weight and Type (weight is only useful if the “Type” of weight has been defined, which is one of the supplementary recommendations for the CDS. If this recommendation is not adopted, weight should be removed from this report); and
- Fork Length.

---

<sup>5</sup> An over-utilised CMF is where subsequent exports/re-exports of fish from the CMF have exceeded the original quantity of fish reported on the CMF.

## **Transshipment Reports**

Two transshipment reports are to be produced.

### **(1) Transshipment summary report**

This report uses data from the CMF together with transshipment declarations and observer reports to provide the following summary information for transshipments of SBT.

- Flag of catching vessel;
- Month and year of transshipment;
- Flag of transshipment vessel;
- State/Fishing Entity at final destination (this is only available once the product has reached its final destination unless the export section of the CMF is modified to include the destination of product);

and within the above groupings, the following quantities

- Number of transshipments;
- Number of SBT according to the CMF;
- Net weight of SBT according to the CMF;
- Net weight of SBT according to the transshipment declaration; and
- Net weight of SBT according to the transshipment observer report.

### **(2) Transshipment discrepancy report**

This report produces details of each transshipment in which the weight of SBT in the CMF differs from the weight of SBT in either the transshipment declaration, or the transshipment observer report.

- Flag, name and registration number of catching vessel;
- Date of transshipment;
- Flag, name and registration number of transshipment vessel;
- Net weight and Type of SBT according to the CMF;
- Net weight and Type of SBT according to the transshipment declaration; and
- Net weight and Type of SBT according to the transshipment observer report.

## **Farm Reports**

Two farm reports are to be produced. These reports should be produced to cover a catching and farming period that covers the usual “season” for the relevant State/Fishing Entity.

### **(1) Farm summary report**

This report uses data from the FSF and CMF to provide the following aggregate information for farmed SBT from each Flag State/Fishing Entity. This report is similar to the 6 monthly farms reports produced by Australia as part of the Trade Information Scheme.

- Flag and total number of catching vessels;
- Date range of capture;
- Statistical area(s) of capture;
- Total number and weight of mortalities during towing;
- Date range of transfers to farms;
- Total number and weight of SBT transferred into farms;
- Minimum, maximum and median of the average weights over all transfers;
- Date range of harvest from farms; and
- Total number and weight of SBT harvested from farms.

### **(2) Farm discrepancy report**

This report produces details for each farm in which the number of SBT transferred into the farm (according to the FSF and adjusted according to the FTF) is greater than the number of SBT harvested from that farm according to the CMF.

- Flag, and name of the farm;
- Date range of transfers to this farm from initial tow cages;
- Total number and weight of SBT transferred into this farm from initial tow cages;
- Date range of transfers to/from this farm from/to other farms;
- Total number and weight of SBT transferred to/from this farm from/to other farms;
- Date range of harvest from this farm; and
- Total number and weight of SBT harvested from this farm.

## **Reconciliation Reports**

CDS documentation will be sent to the Secretariat on a quarterly basis from multiple sources. The same document may be sent to the Secretariat at different times. For example, when SBT are exported or transhipped, and again when the same SBT are imported or landed as domestic product. The reconciliation reports should be designed to provide aggregate information concerning the number and types of documents that are expected, but that have yet to be received from each State/Fishing Entity. These reports should also identify if any discrepancies occur between the figures in the forms from the different sources. The Secretariat should design and produce these reports after the CDS has been in operation for 12 months.